

**I didn't
know my
iPhone
could do
this!!**



March 27, 2023

Don Frederiksen

Don@SeniorTechClub.com

1

Exploration/Nugget Plan

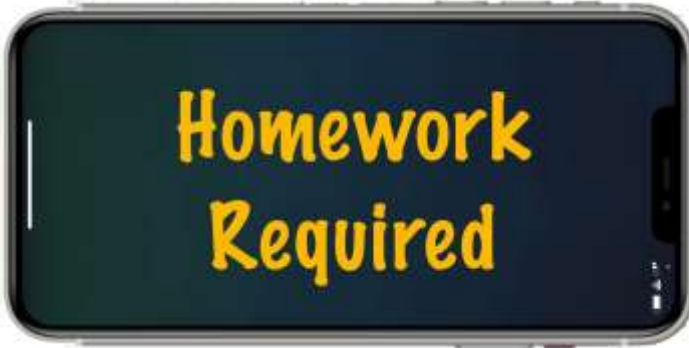
- 1.Spotlight Search
- 2.Medical ID/Emergency contacts
- 3.Emergency SOS
- 4.Find your Parked Car
- 5.Magnifier
- 6.Translate
- 7.Document Scanner Using Notes
- 8.Keyboard Shortcuts

**I didn't
know my
iPhone
could do
this!!**



Online: links.SeniorTechClub.com/Eagan1

3



Use the online class page to revisit workshop topics. Access the page using the link shown at the bottom of the page or scan this QR code using your iPhone's camera.



Learning Should NOT Stop
When this Workshop Ends



Look for Keywords Here

7

Spotlight Search

Search your iPhone using Spotlight Search.

Find:

- Apps
- Contacts
- Emails
- Notes and more



Online: links.SeniorTechClub.com/Eagan1

Keyword: Spotlight

11

Spotlight Search – 2 Ways to Access

Swipe down on an empty location on your Home screen



Phones with IOS 16 – Use the Search button on the home screen



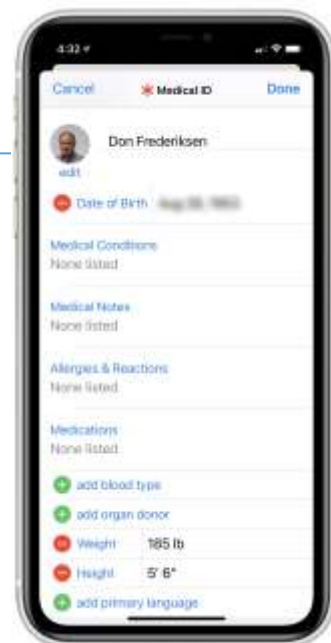
Online: links.SeniorTechClub.com/Eagan1

Keyword: Spotlight

12

Emergency Contacts

The Health app stores information about medical conditions and emergency contacts.




Online: links.SeniorTechClub.com/Eagan1

Keyword: Health

14

How to Create Your Medical ID

1. Launch The Health App 
2. Tap Profile Pic or Initial (Upper Right)
3. Tap Medical ID
4. Tap Get Started or Edit
5. Pick Emergency Contacts from your Contacts – Pick a Phone/Contact Number



Show when Locked & Share During Emergency Call = On



Online: links.SeniorTechClub.com/Eagan1

Keyword: Health

Emergency SOS Calls Squeeze Method

Do NOT Try until you understand and set up.

Learn/Manage in Settings -> Emergency SOS

Make an Emergency SOS Call by holding the side and a volume button simultaneously

Same action as iPhone shutdown

1. Use the Emergency SOS Slider
2. Continue to hold buttons (Squeeze Method)



Online: links.SeniorTechClub.com/Eagan1

Keyword: SOS

Emergency SOS Calls Press Side Button 5 times

This is used with older iPhone models

Make an Emergency SOS Call by
pressing the Side button Five Times

Goes to countdown immediately.

Cancel by hitting X (Cancel)



Online: links.SeniorTechClub.com/Eagan1

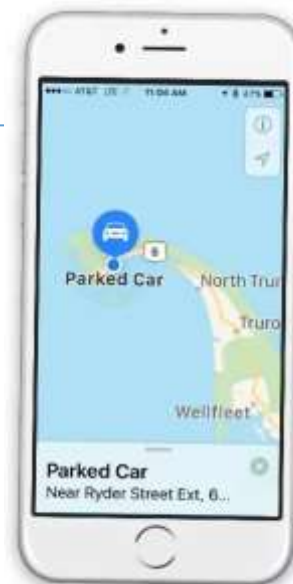
Keyword: SOS

23

Find your Parked Car

Use Bluetooth or CarPlay in your
Car for music, hands-free calling
or GPS.

Disconnecting from Bluetooth
marks car location on Apple
Maps.



Online: links.SeniorTechClub.com/Eagan1

Keyword: Car

28

Find your Parked Car – Use Satellite View for Better Landmarks



Online: links.SeniorTechClub.com/Eagan1

Keyword: Car

29

Use the iPhone Magnifier to Read the Fine Print

Magnifier now has App Status



Online: links.SeniorTechClub.com/Eagan1

Keyword: Magnifier

32

Use the iPhone Magnifier
to Read the Fine Print

Two Essential Controls

1. Zoom -Slider
2. Freeze – Shutter button



Online: links.SeniorTechClub.com/Eagan1

Keyword: Magnifier

33

Translate

Your iPhone is a
translator!

Use the Tran
slate app.



Online: links.SeniorTechClub.com/Eagan1

Keyword: Translate

34

Translate in 3 Easy Steps

Translate Text or Voice – Portrait

1. Pick Languages
 - Enter Text
 - Speak Text
2. Translate
3. Translation
 - Read
 - Play Audio
 - Save - Favorites
 - Dictionary – tap word



Online: links.SeniorTechClub.com/Eagan1

Keyword: Translate

35

iPhone – Use the Notes App

Two methods to launch scanning

Long Press - Recommended

1. First lay the document on a flat surface
2. Long Press on the Notes app icon
3. Select Scan Document



Online: links.SeniorTechClub.com/Eagan1

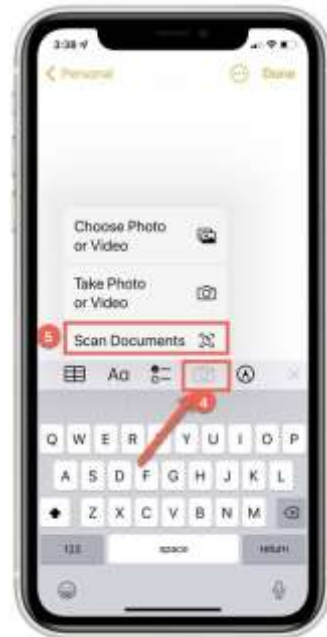
Keyword: Scanner

38

iPhone – Use with the Notes App

Method two:

1. Lay the document on a flat well-lit surface
2. Create a blank Note
3. Tap Camera icon above the keyboard.



Online: links.SeniorTechClub.com/Eagan1

39

Text Replacement/Shortcuts

Compose a new text message

In the message box type: omw



Online: links.SeniorTechClub.com/Eagan1

Keyword: Keyboard

43

Create your own Keyboard Shortcuts

1. Launch the Settings app:
2. > General
3. > Keyboard
4. > Text Replacement
5. Tap + (Add)
6. Enter phrase that you want to display
7. Shortcut.
8. > Save



Online: links.SeniorTechClub.com/Eagan1

Keyword: Keyboard

44



Follow-up Questions & Feedback

Don@SeniorTechClub.com

More Information & Links:
links.SeniorTechClub.com/Eagan1

46