

I Didn't Know my iPhone Could Do This!

American Association of University
Woman - Minneapolis


October 17, 2022

Don Frederiksen

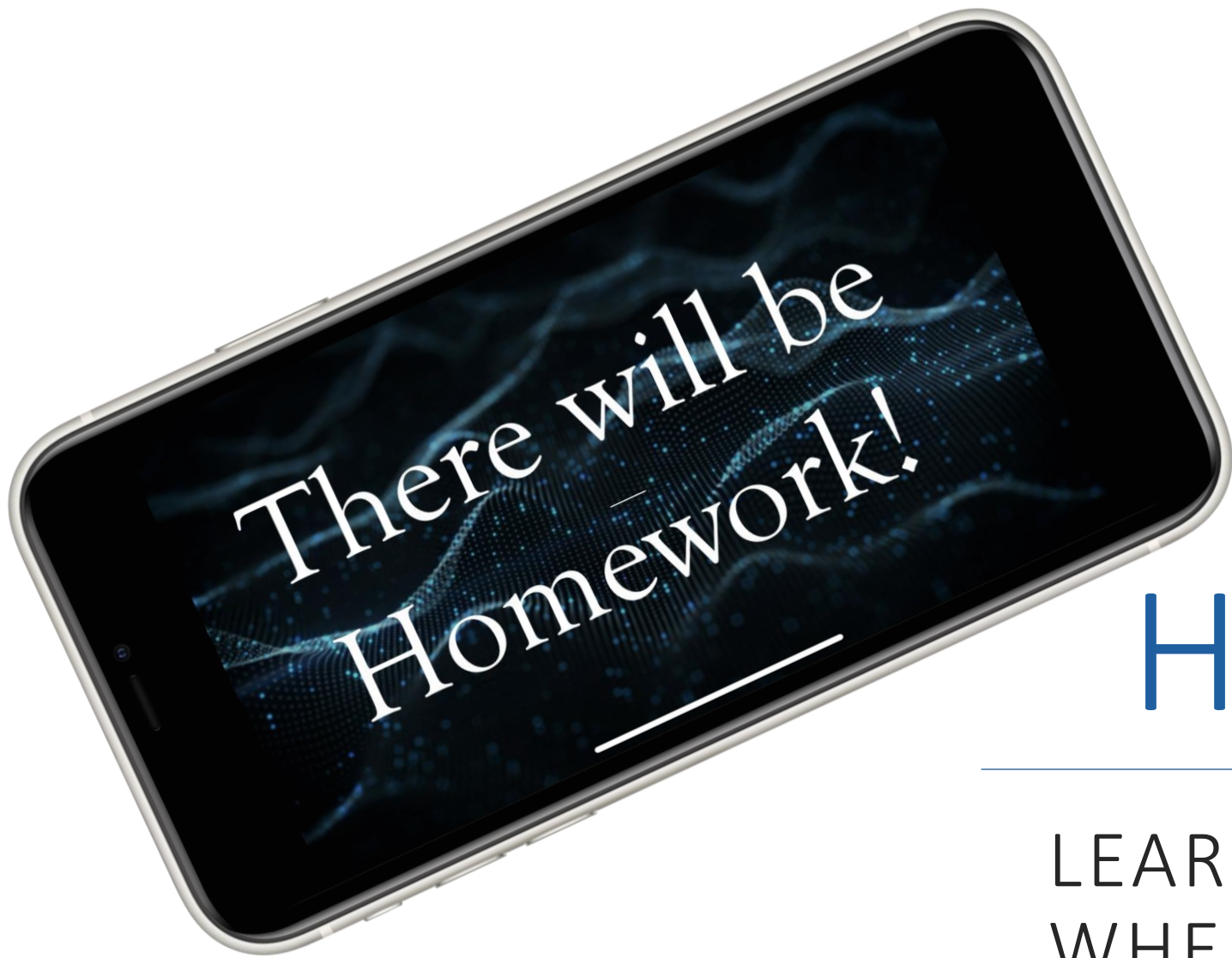
don@SeniorTechClub.com

**I didn't
know my
iPhone
could do
this!!**





Don?
He's a
troublemaker!



Homework

LEARNING CAN NOT STOP
WHEN THE SESSION ENDS!

Learning Plan

1. Spotlight Search
2. Medical ID/Emergency contacts
3. Emergency SOS
4. Find your Parked Car
5. Magnifier
6. Translate
7. Document Scanner Using Notes
8. Keyboard Shortcuts

**I didn't
know my
iPhone
could do
this!!**




~~Courtesy Requests~~

To make the AAUW meeting time a good experience for ALL,
please:

- Check to see that your cell phone and all other electronic devices are turned off.


Adjusting Some Rules



Please Explore
With Me

Our Learning Tools

- Exploring Eight iPhone Functions
- Your Questions
 - “Hey Don”
 - Email: don@SeniorTechClub.com
- Online Class Page at:
Links.SeniorTechClub.com/AAUW1



Learning Does Not Have to Stop when the Meeting Ends

Find our online page at:

- <https://links.seniortechclub.com/OsherUWM1>



- Slide deck, Links & Lessons

Don't Stop Learning

I didn't know my iPhone could do this!!

American Association of University Women – Minneapolis

Things You Didn't Know Your iPhone Could Do

October 17, 2022 1:30 – 2:20 PM

Gale Mansion

This is the online page for your class. On this page you will find information about the class, the slides, links and lessons. Learning does not have to stop when the session ends.

At the table at the bottom of the page includes online lessons about the topics we will explore during class. Click on the lesson titles to access this additional information.

CLASS DESCRIPTION

Many people use their iPhones to make calls, send text messages and take a few photos. However, our Apple iPhones are amazing devices. They offer many useful features that are largely hidden from everyday users. Learn and explore eight useful functions that are found on your iPhones. This is part two of this series and includes nuggets that are different than the Fall 2020 class.

DOWNLOAD CLASS HANDOUTS/SLIDES

VIEW CLASS SLIDES ← **Slide Deck**

ADDITIONAL INFORMATION

Senior Tech Club Recipes and Nuggets on the topics covered in this class:

Search: [Reset](#)

Image	Title	Description
	How to Set Up & Use Keyboard Shortcuts	Do you have a common phrase that you use frequently. Or is there a common closing that you use often? If so, do, you can create a keyboard shortcut that saves time and typing. By creating a shortcut you can turn a complex characters, e.g. "gm" into a commonly-used phrase, "Good Morning". This Nugget will show you how to create and use Keyboard Shortcuts.
	Use the iPhone Magnifier to Read the Fine Print	Since iOS 10, the iPhone has an easy to access Magnifier that will use your iPhone's camera and flash as a Magnifier that you can use to read fine print or detail. This recipe will identify how to access the Magnifier, verify the Settings needed to make it available and a couple of essential options for lighting and focus.
	Medical ID Could Save your Life	The Medical ID function of the iPhone's Health App could be life saving. Medical ID is an emergency card that can store critical medical and contact information and be available to first responders even if your phone is locked.

Lessons



AAUW-Minneapolis

October 17, 2022

I Didn't Know my iPhone Could Do That!

Speaker: Don Frederiksen

Email: don@SeniorTechClub.com

Our Online Page

Learning does not have to stop when our session ends.



Point your smartphone camera at the QR code to access class page

Type this Link into your web browser:
[Links.SeniorTechClub.com/AAUW1](https://links.SeniorTechClub.com/AAUW1)

Your Homework Checklist

✓	Topic	Notes
1	Spotlight Search	Search your phone to find lost apps and more
2	Health app - Medical ID	Must have! Emergency Contacts
3	Emergency SOS	Be prepared to "Squeeze"
4	Maps app - Find Parked Car	Only required Bluetooth in your car.
5	Magnifier app	Magnifier app. Zoom & Freeze controls
6	Translate app	Learning languages is good for you
7	Notes - Document Scanner	Long Press on the Notes app icon
8	Settings - Keyboard Shortcuts	Setup using Settings >General >Keyboard>Text Replacement

Your Handout

Exploration Plan

1. Spotlight Search
2. Medical ID/Emergency contacts
3. Emergency SOS
4. Find your Parked Car
5. Magnifier
6. Translate
7. Document Scanner Using Notes
8. Keyboard Shortcuts

***I didn't
know my
iPhone
could do
this!!***






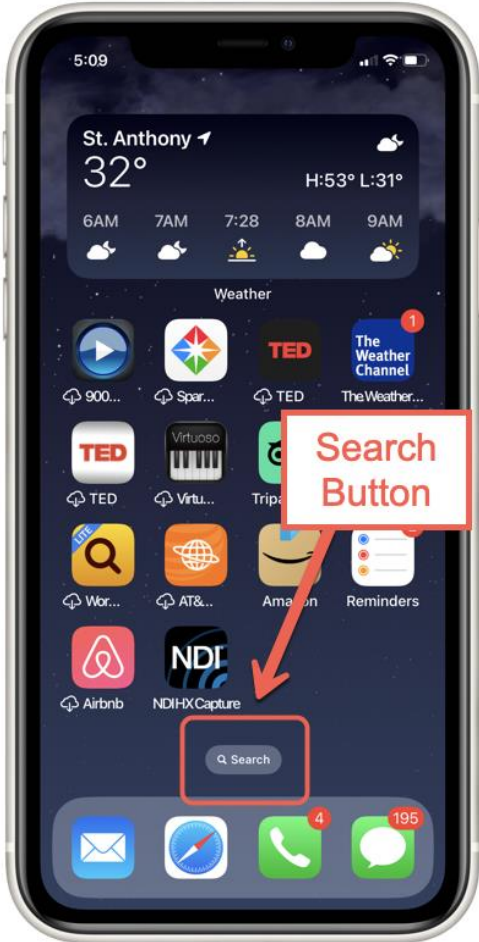
Finding an App You Don't Use

How to Find an App you Don't Use Frequently

Spotlight Search



Spotlight Search

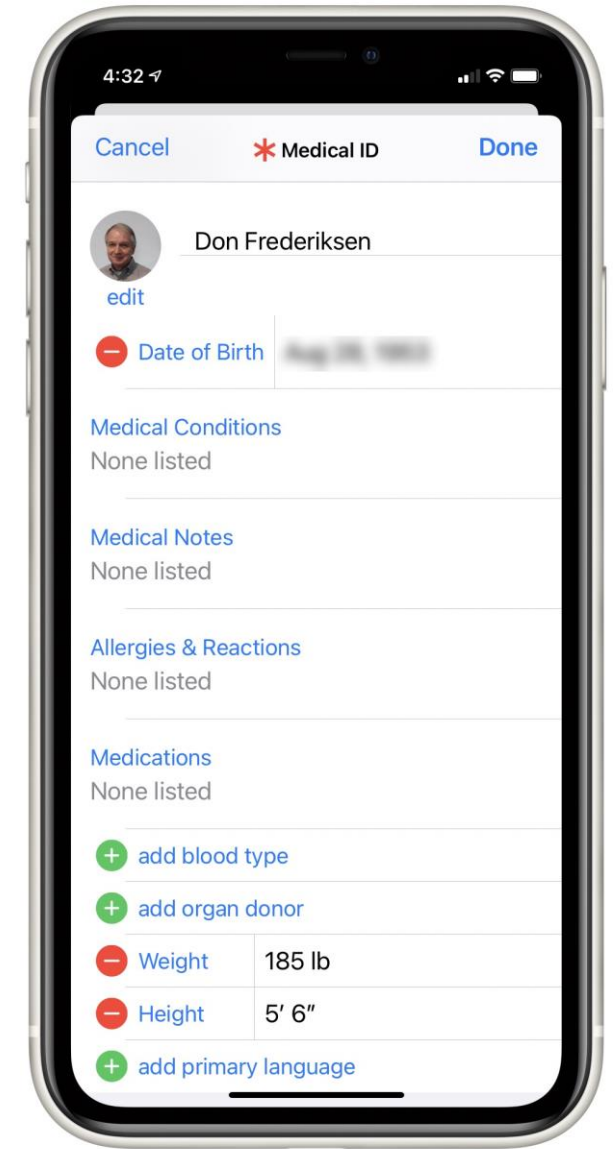




Emergency Contacts

Emergency Contacts


The Health app stores information about medical conditions and emergency contacts.



Medical ID

How to Create Your Medical ID

Launch The Health App



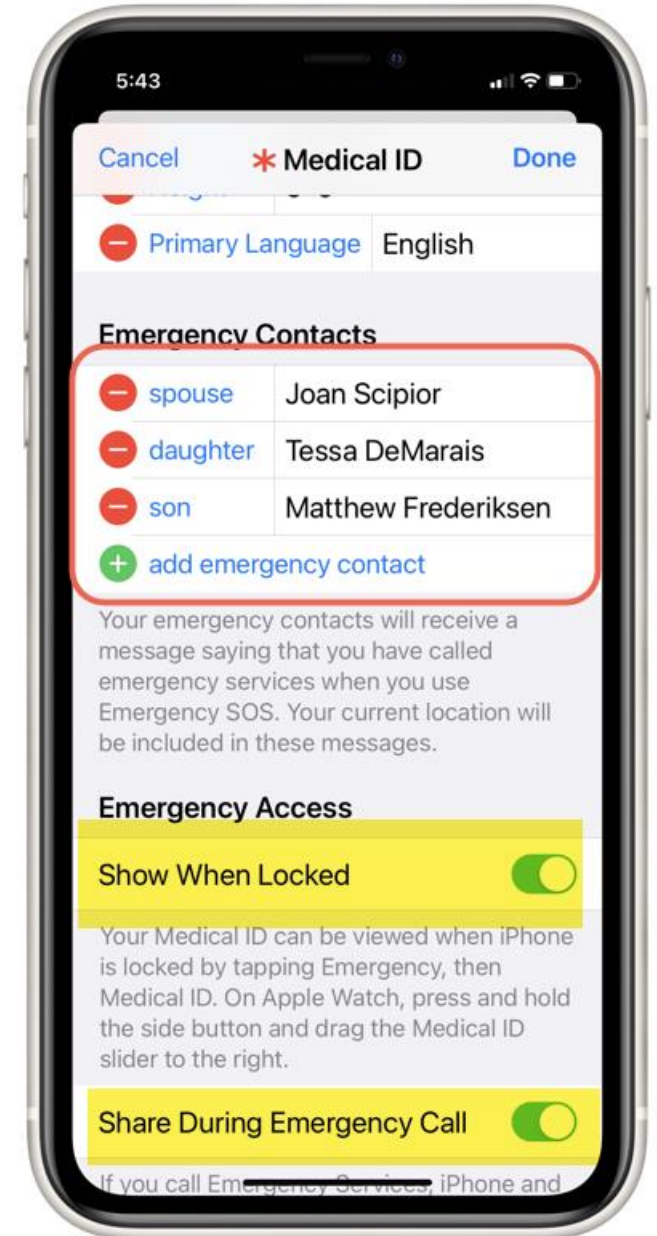
Tap Profile Pic or Initial (Upper Right)

Tap Medical ID

Tap Get Started or Edit

Pick Emergency Contacts from your Contacts

Show when Locked & Share During Emergency Call



Your Medical ID

Emergency Contacts

- Choose contact phone numbers from contacts list

Emergency Access

- Access from lock screen (definitely)
- Share during Emergency call (if supported by 911)



Display Medical ID

If Show when Locked is enabled.

Access Methods

1. Emergency SOS/Shutdown screen



Display Medical ID – Passcode Screen

Passcode

1. Emergency
2. Medical ID



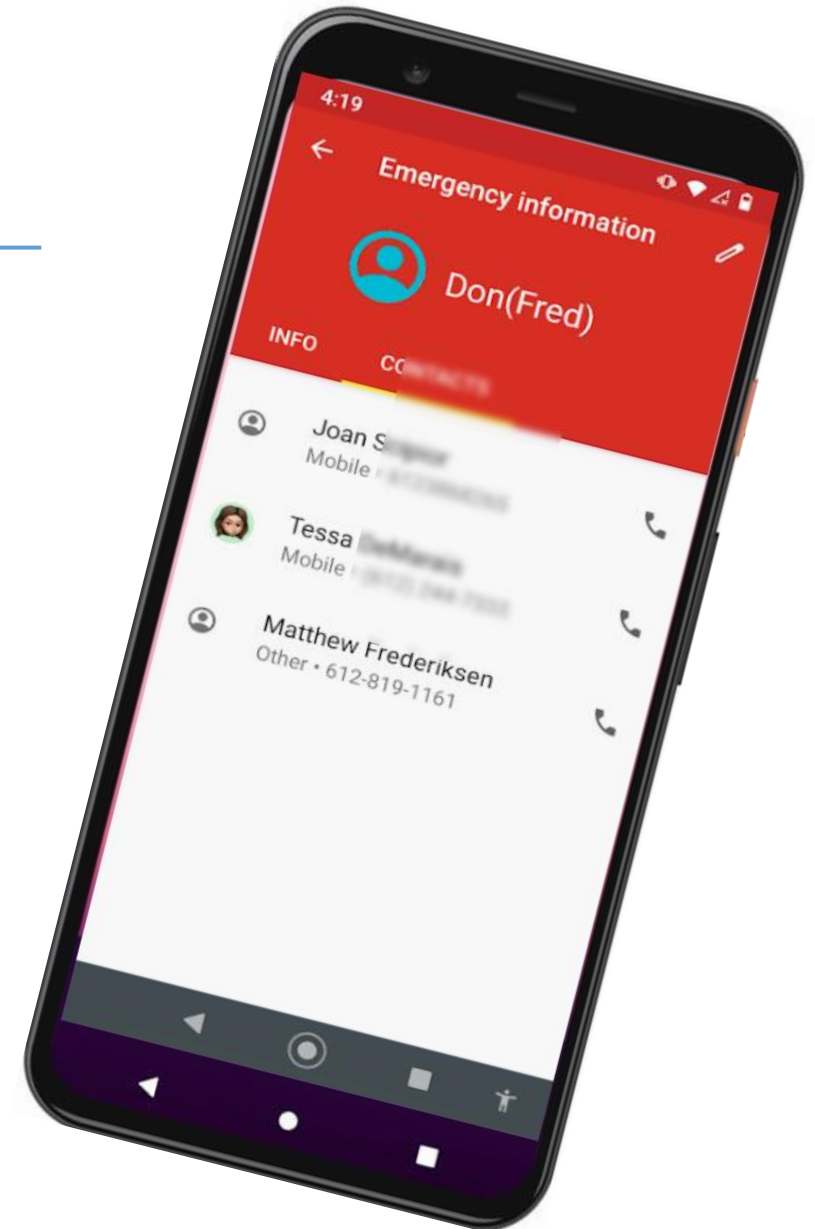
Enter Emergency Contacts – Android Phones

Different approaches for emergency contacts with different Android phones

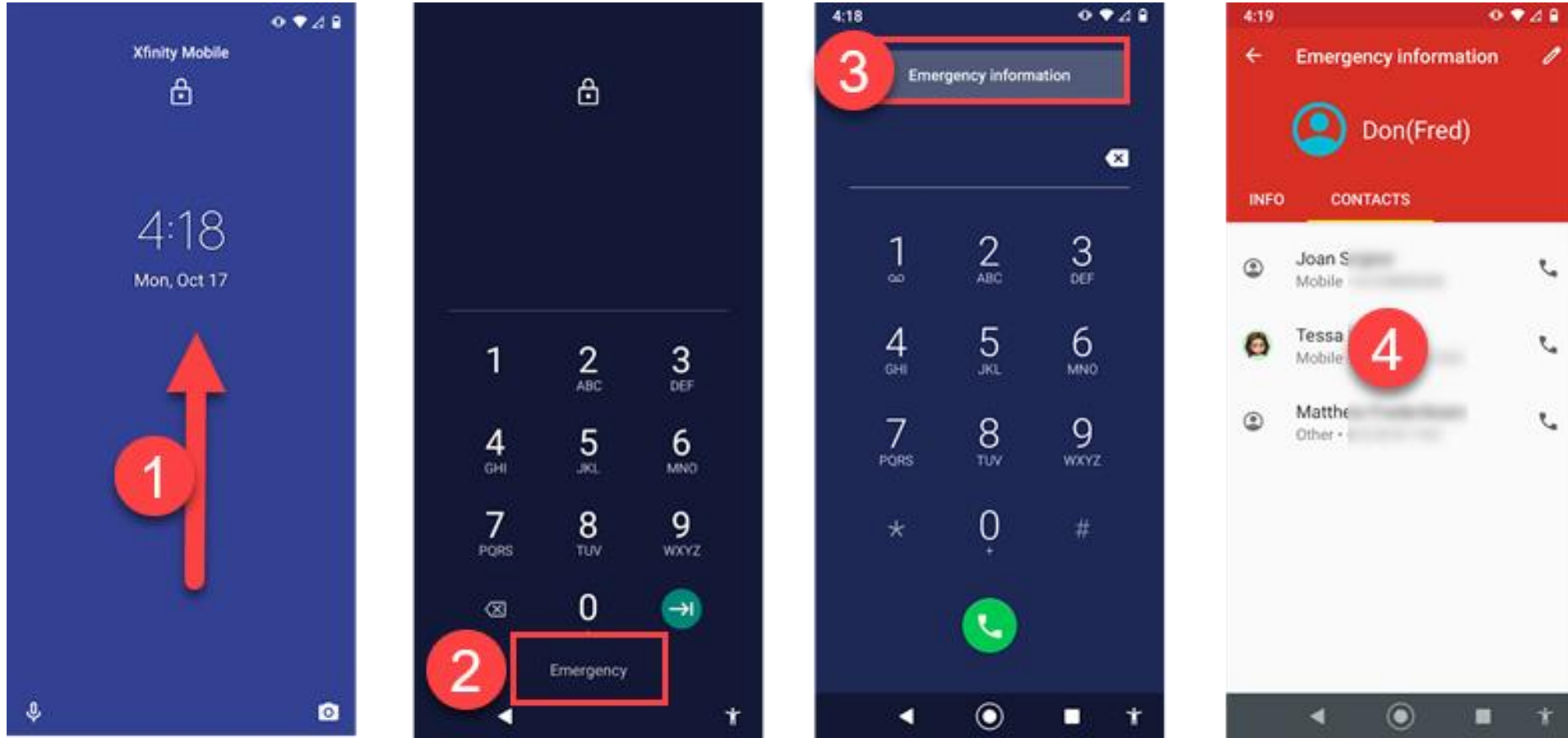
Google – Person Safety app

Motorola – Settings, About Phone, Emergency Information

Samsung – Contacts, Groups, ICE Emergency Contacts



Display Emergency Contacts on Android



Online: links.SeniorTechClub.com/AAUW1




Emergency SOS Calls

Emergency 911 Calls

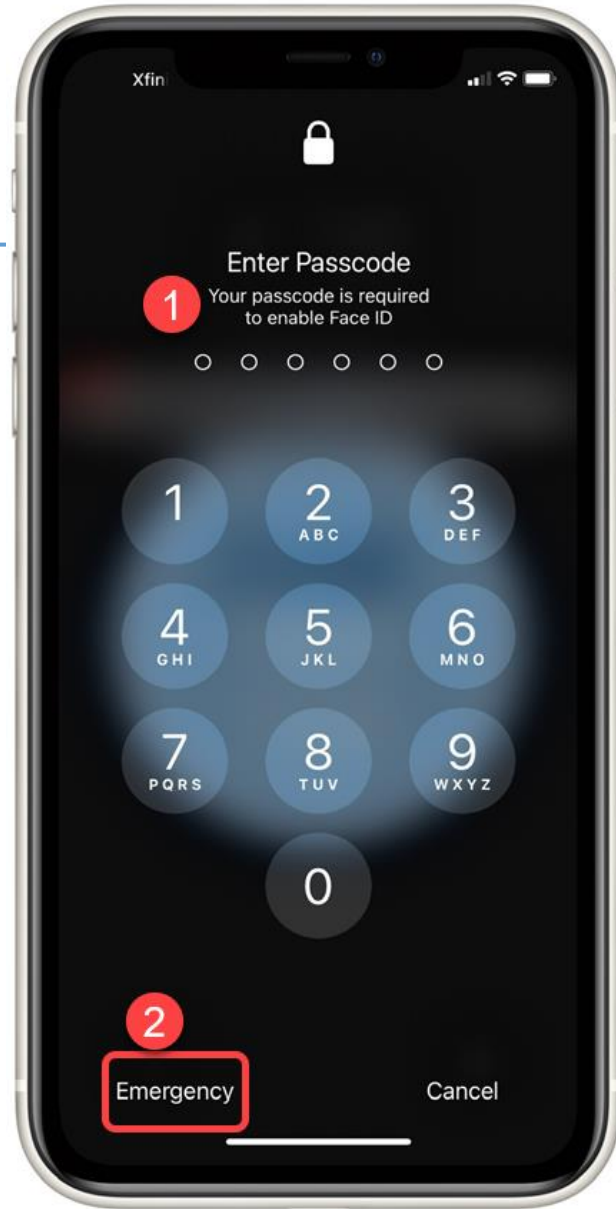
1. From the Lock Screen

2. SOS Call



911 from the Lock Screen

1. Tap Lock Screen
2. Tap Emergency
3. Dial 911 from dial pad
4. Tap Call



Emergency SOS Calls

Please do not make
an accidental SOS
call!

Let's discuss and set
up for your testing
first

Emergency SOS Calls

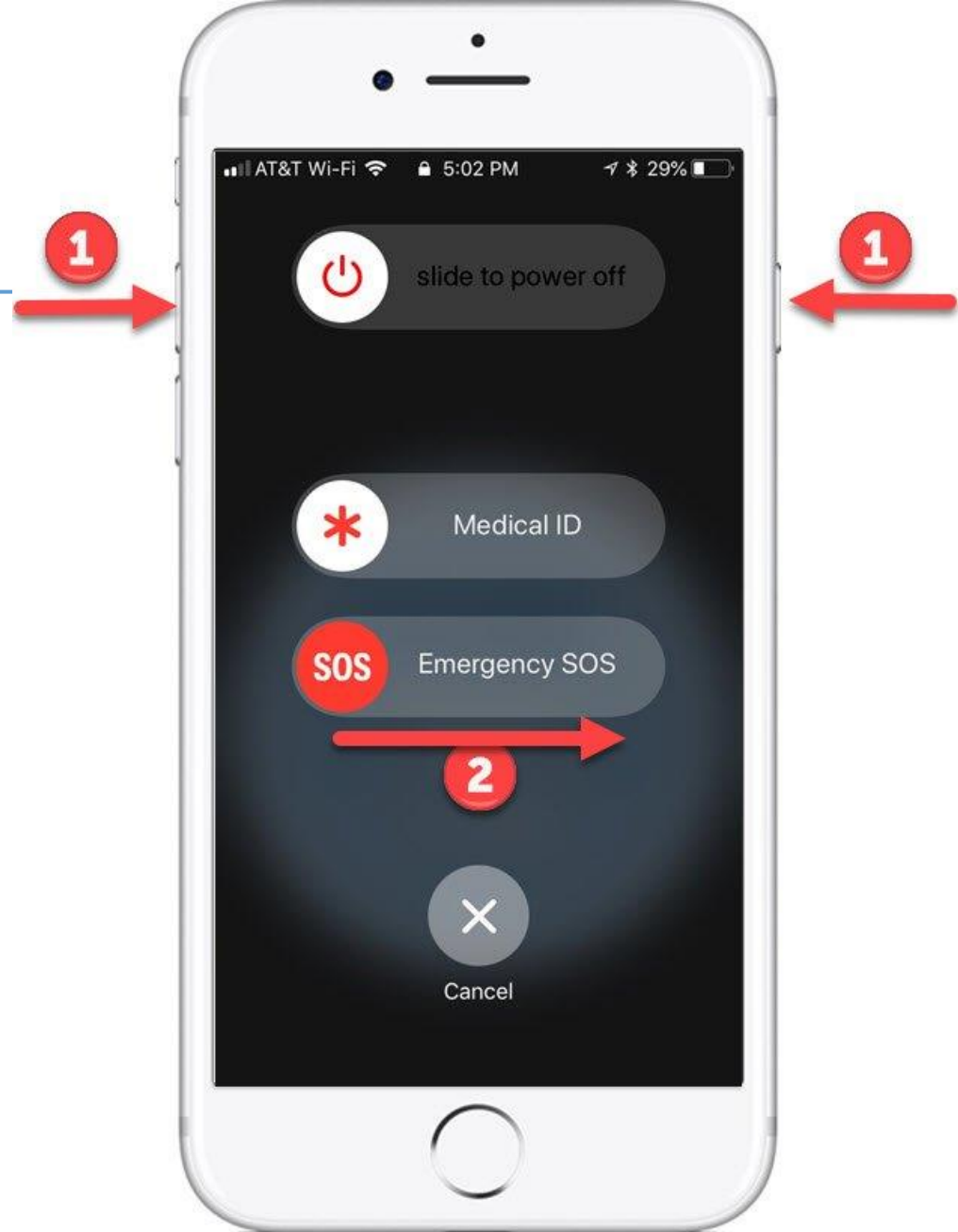
Do NOT Try until you understand and set up.

Settings -> Emergency SOS

Make an Emergency SOS Call by holding the side and a volume button simultaneously

Same action as iPhone shutdown

1. Use the Emergency SOS Slider
2. Continue to hold buttons (preferred)



Message to Emergency Contacts



I've Fallen and I Can't Get Up!



Online: links.SeniorTechClub.com/AAUW1

Use Siri to Make 911 Calls



Online: links.SeniorTechClub.com/AAUW1


Use Siri to Make 911 Calls



Online: links.SeniorTechClub.com/AAUW1

Use Siri to Make 911 Calls






Ever Forget
Where you
Parked your Car?

Find your Parked Car

Disconnecting from your car's Bluetooth marks car location on Apple maps.

[Setup in Recipe #122](#)



Find your Parked Car

Required – Use Bluetooth in your Car – music, hands-free calling or GPS

Disconnecting from Bluetooth marks car location on Apple Maps.



Parking Tip

Parking location will not what floor of a parking ramp.

Take a quick Photo of any Signs






Whose
Eyesight is
Improving?

Use the iPhone Magnifier to Read the Fine Print

Magnifier now has App Status



Use the iPhone Magnifier
to Read the Fine Print

Two Essential Controls

1. Zoom -Slider
2. Freeze – Shutter button





Translate between languages

Translate in 3 Easy Steps

Translate Text or Voice – Portrait

1. Pick Languages

2. Translate

- Enter Text
- Speak Text

3. Translation

- Read
- Play Audio
- Save - Favorites
- Dictionary – tap word




Translate – More to Explore

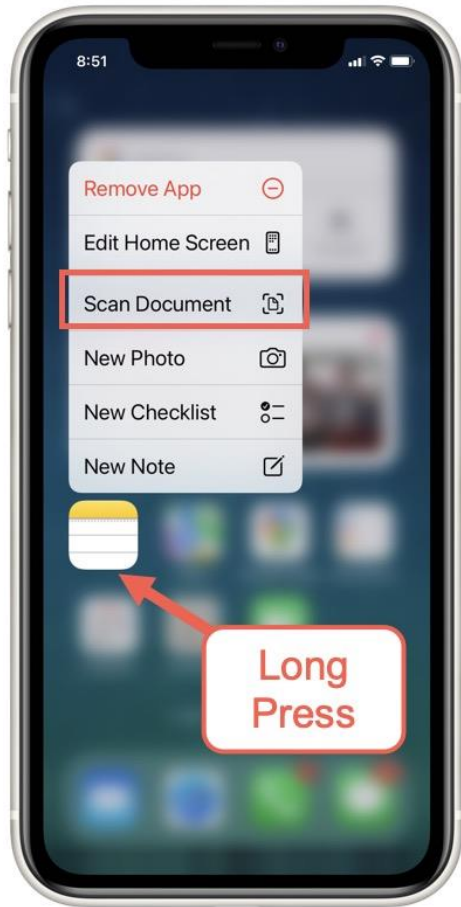
Conversation mode for realtime conversations

Install additional languages

Download languages to your phone

1. Tap Language
2. Scroll Down to find Downloadable Languages





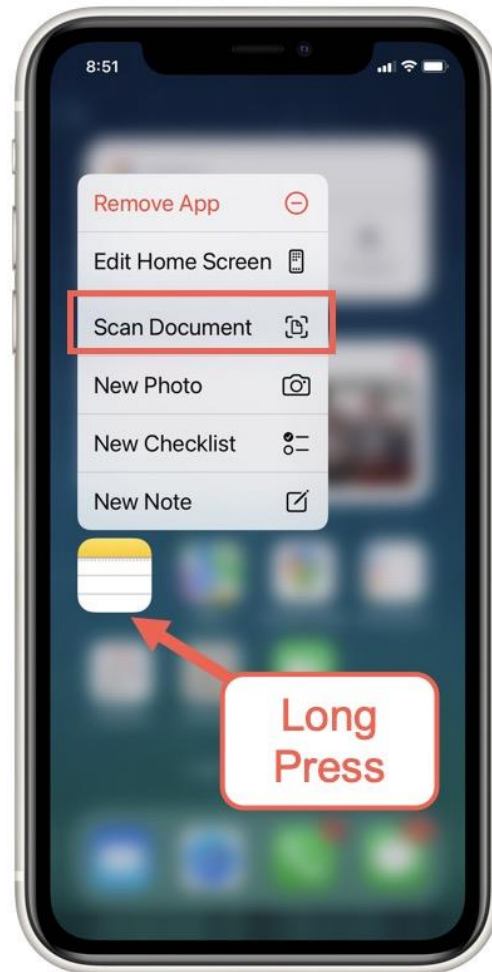
Scan A Document with your iPhone

iPhone – Use the Notes App

Two methods to launch scanning

Long Press - Recommended

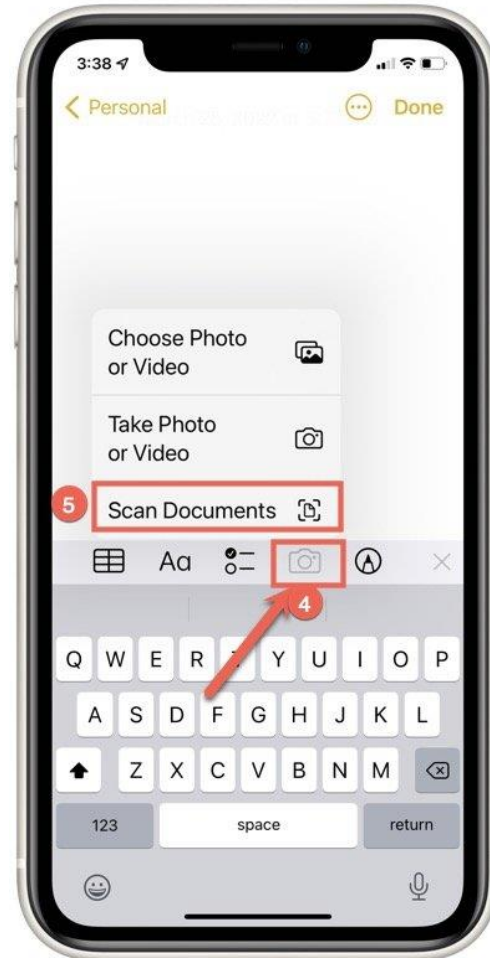
1. First lay the document on a flat surface
2. Long Press on the Notes app icon
3. Select Scan Document



iPhone – Use with the Notes App

Method two:

1. Lay the document on a flat well-lit surface
2. Create a blank Note
3. Tap Camera icon above the keyboard.



iPhone Scan - Auto

Scanning Actions:

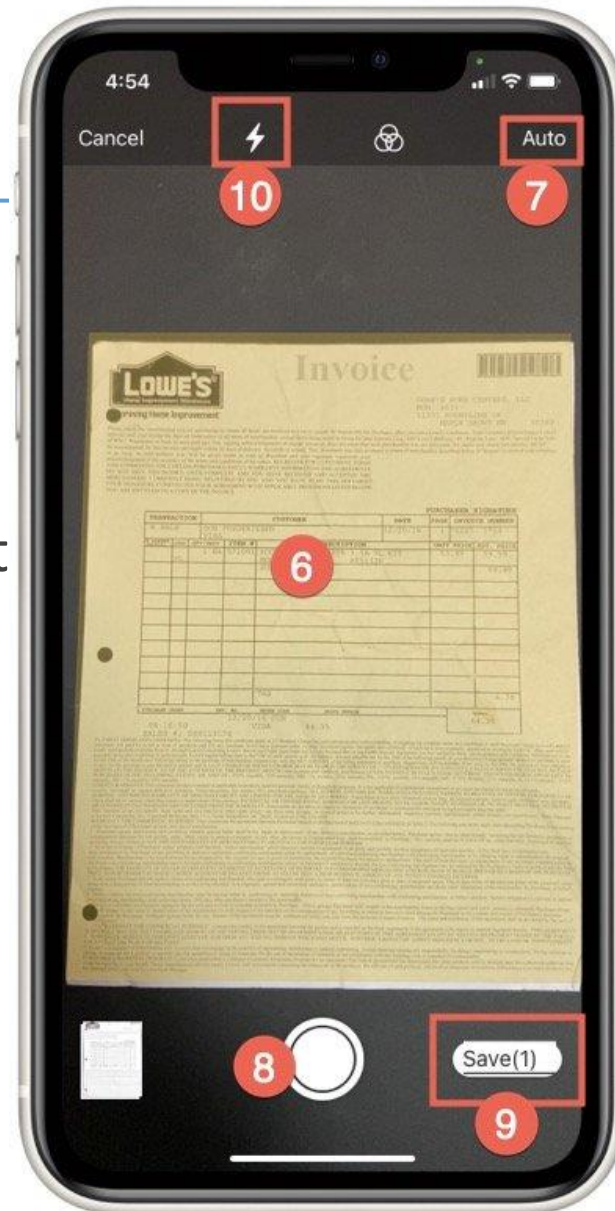
Frame Document on a well-lit dark surface.


Auto Mode (recommended) – you don't have to press the shutter

- Multiple pages – Auto mode will pause between pages allowing you to move a second page into the surface

Tap **Save** when you're done.

- Notes app will attach a name to the Note.





Who Can Type Fast?

Text Replacement/Shortcuts

Compose a new text message

In the message box type: omw



Create your own

Settings app:

- > General
- > Keyboard
- > Text Replacement
- > Done



Exploration Plan

1. Spotlight Search
2. Medical ID/Emergency contacts
3. Emergency SOS
4. Find your Parked Car
5. Magnifier
6. Translate
7. Document Scanner Using Notes
8. Keyboard Shortcuts

***I didn't
know my
iPhone
could do
this!!***



Don't Stop Learning

I didn't know my iPhone could do this!!

American Association of University Women – Minneapolis

Things You Didn't Know Your iPhone Could Do

October 17, 2022 1:30 – 2:20 PM

Gale Mansion

This is the online page for your class. On this page you will find information about the class, the slides, links and lessons. Learning does not have to stop when the session ends.

At the table at the bottom of the page includes online lessons about the topics we will explore during class. Click on the lesson titles to access this additional information.

CLASS DESCRIPTION

Many people use their iPhones to make calls, send text messages and take a few photos. However, our Apple iPhones are amazing devices. They offer many useful features that are largely hidden from everyday users. Learn and explore eight useful functions that are found on your iPhones. This is part two of this series and includes nuggets that are different than the Fall 2020 class.

DOWNLOAD CLASS HANDOUTS/SLIDES

VIEW CLASS SLIDES ← **Slide Deck**


ADDITIONAL INFORMATION


Senior Tech Club Recipes and Nuggets on the topics covered in this class:

Search: [Reset](#)

Image	Title	Description
	How to Set Up & Use Keyboard Shortcuts	Do you have a common phrase that you use frequently. Or is there a common closing that you use often? If so, do, you can create a keyboard shortcut that saves time and typing. By creating a shortcut you can turn a complex characters, e.g. "gm" into a commonly-used phrase, "Good Morning". This Nugget will show you how to create and use Keyboard Shortcuts.
	Use the iPhone Magnifier to Read the Fine Print	Since iOS 10, the iPhone has an easy to access Magnifier that will use your iPhone's camera and flash as a Magnifier that you can use to read fine print or detail. This recipe will identify how to access the Magnifier, verify the Settings needed to make it available and a couple of essential options for lighting and focus.
	Medical ID Could Save your Life	The Medical ID function of the iPhone's Health App could be life saving. Medical ID is an emergency card that can store critical medical and contact information and be available to first responders even if your phone is locked.


Lessons





Follow-up Questions?
don@SeniorTechClub.com

More Information & Download
links.SeniorTechClub.com/AAUW1



Thank You!

Stay Well
Vote!

Keep Learning