

Welcome

Read or Listen to
Books &
Magazines from
your Local
Library

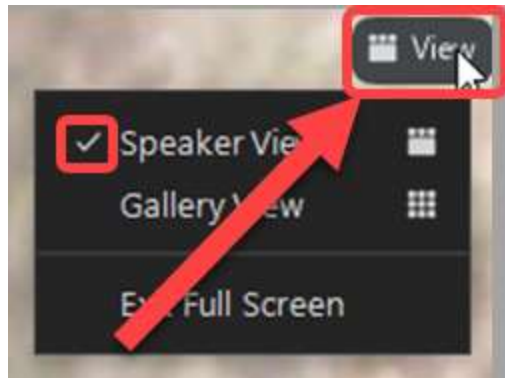
SHIFT – April 12, 2021



Zoom Setup – GO Big!!

Use Speaker/Active Speaker View

Computer
or laptop



iPad



Our Learning Tools

- Zoom Video Platform
- Slides – Downloadable from class page
- Demonstrations
- Your Questions
 - “Hey Don” or Chat
 - Email: don@SeniorTechClub.com
- Online Class Page at:
Links.SeniorTechClub.com/SHIFT12



Our Class Page

Find our class page at:

- Links.SeniorTechClub.com/SHIFT12

Purpose of the Class Page

- Relevant Information
- Fill in gaps from the online session
- Follow-up Items



Book Readers Live Longer

Read 30 minutes
a day, live 2 years
longer

Source: Yale University



Online: Links.SeniorTechClub.com/SHIFT12

Meet Libby

Borrow and read ebooks, audiobooks and magazines from your local public library for FREE!



Online: [Links.SeniorTechClub.com/SHIFT12](https://links.seniortechclub.com/SHIFT12)

Libby App


1. What is Libby?
2. Does your local library use OverDrive/Libby?
3. Installing the FREE Libby App from the AppStore
4. Using your Library Card.
5. Finding a Book, Audiobook or Magazine
6. Managing your holds and loans
7. Reading a Book or Magazine
8. Listening to an audiobook



Meet Libby

Borrow and read ebooks, audiobooks and magazines from your local public library for FREE!

OverDrive, the digital reading platform for schools and library



Does my Library Use OverDrive?

Over 65,000
libraries in 84
countries use the
OverDrive catalog

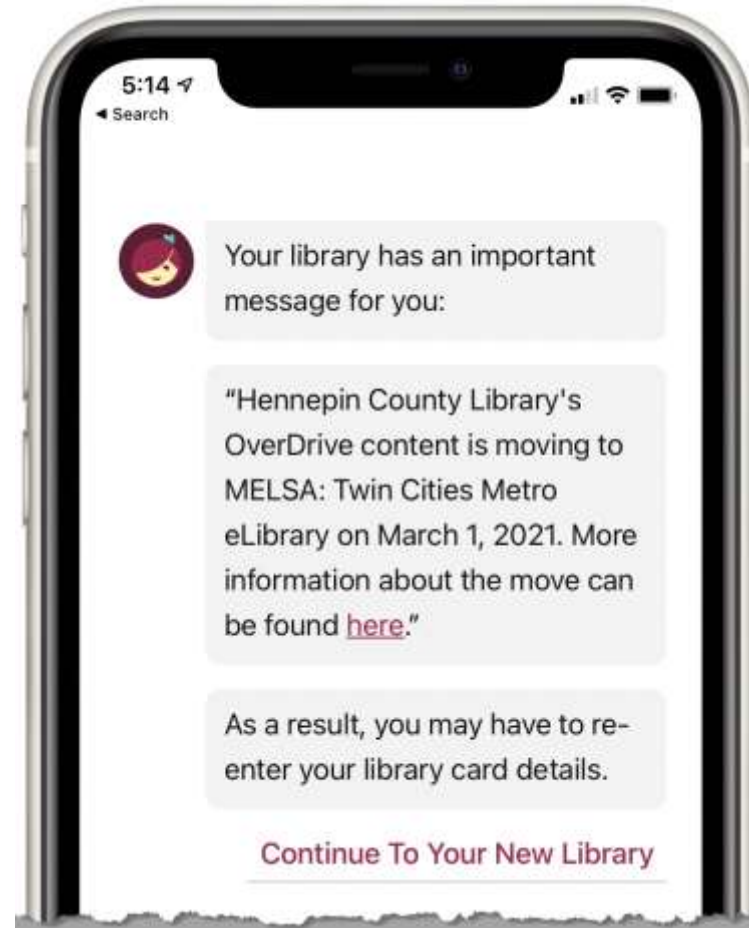
Find your library at:

[Overdrive.com/libraries](https://overdrive.com/libraries)



Online: Links.SeniorTechClub.com/SHIFT12

Twin Cities Metro Area - YES



How to Get Libby

1. Install the FREE Libby app to your IOS or Android Smartphone or Tablet




2. On the web go to: <https://libbyapp.com>

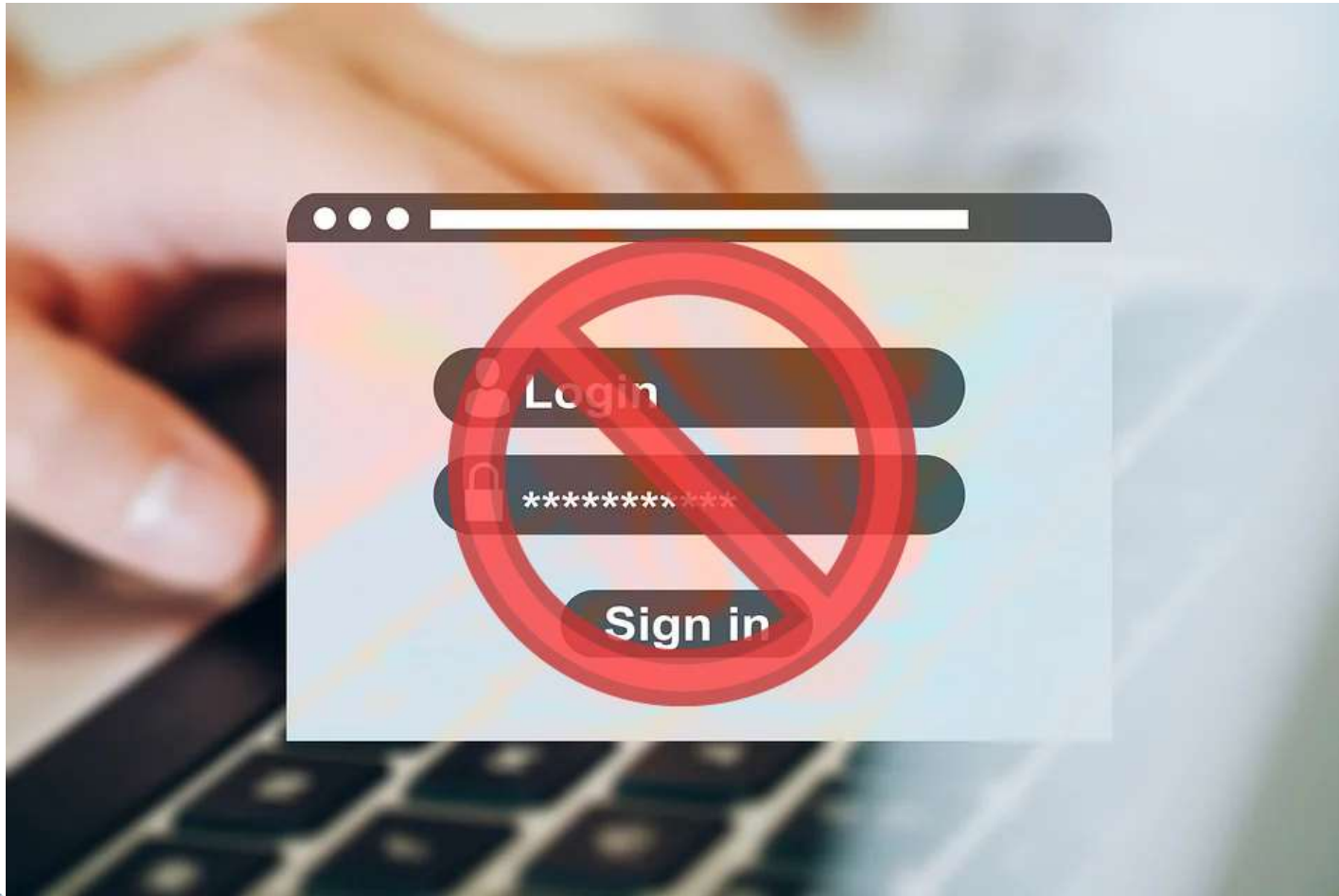


Install the Libby App

Search for Libby:



No username or password required



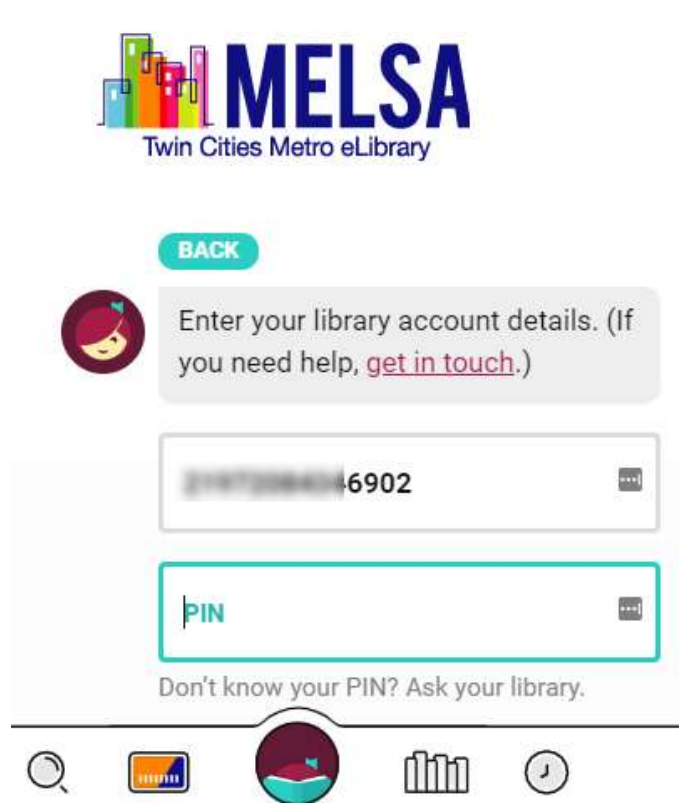
To login to Libby

You will need your Library Card Number + Pin from your local library

1. Find your library
2. Enter your card number & pin

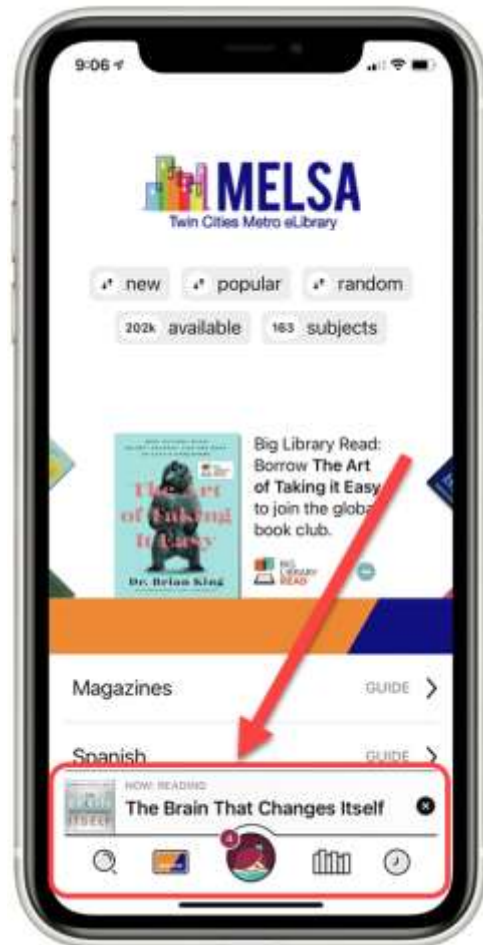


Sign in with your Library Card



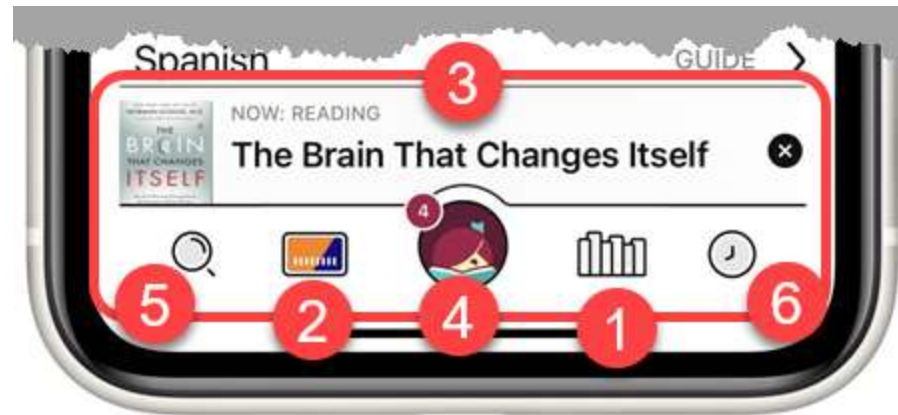
The image shows a mobile application interface for MELSA (Twin Cities Metro eLibrary). At the top left is the MELSA logo, which consists of a colorful bar chart with the word "MELSA" in large blue letters and "Twin Cities Metro eLibrary" in smaller text below it. Below the logo is a teal "BACK" button. A grey speech bubble contains the text "Enter your library account details. (If you need help, [get in touch.](#))" with a small red circular icon to its left. Below this are two input fields: the first contains a masked card number ending in "6902", and the second is labeled "PIN" and is currently empty. Below the PIN field is the text "Don't know your PIN? Ask your library." At the bottom of the screen is a navigation bar with five icons: a magnifying glass, a credit card, a red circular icon with a white shape, a bar chart, and a clock.


The Libby App or LibbyApp.com



Navigating Libby

1. Shelf – access your loans, holds and tags (lists)
2. Library – search and browse the library
3. Now Reading – open your current book or audiobook
4. Libby Menu – notifications, library cards & help & support
5. Search for a title or author
6. See your timeline of activity on loans, returns & activity





Demonstration on Libby Navigation

Find Books at the Library

Find a Book at the Library

Two Approaches

1. Browse – Walking the Stacks

Hints: New, popular & Subjects
 Available Now under Filter

2. Search – Remember the Card Catalog?

Title, Author or Topic



Browse the Library

1. Click Library Card

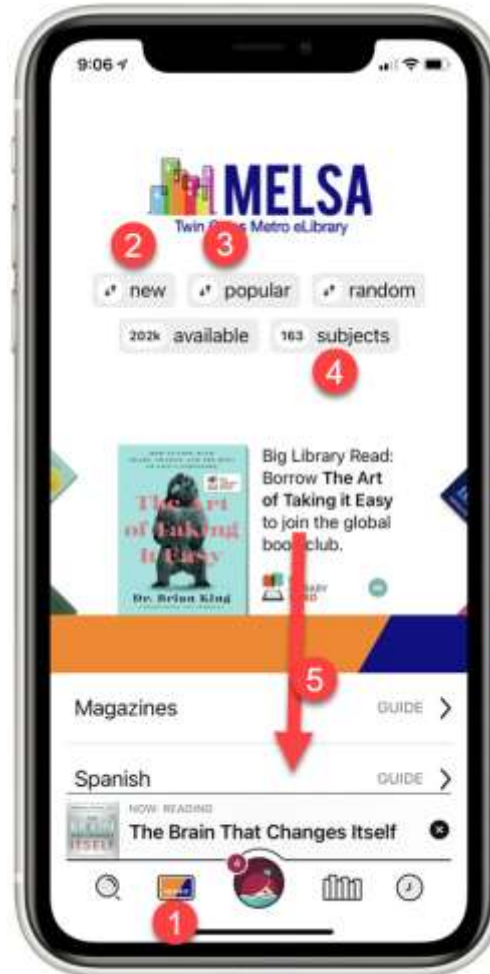
Browsing approaches:

2. New books & magazines

3. Popular books & magazines

4. Browse by Subjects

5. Featured Books



Find a Specific Title, Author or Topic with Search


The New York Times Best Sellers

Authoritatively ranked lists of books sold in the United States, sorted by format and genre.

FICTION ▾ | NONFICTION ▾ | CHILDREN'S ▾ | MONTHLY LISTS ▾

Combined Print & E-Book Fiction >

1




NEW THIS WEEK

THE HILL WE CLIMB

by Amanda Gorman

The poem read on President Joe Biden's Inauguration Day, by the youngest poet to write and perform an inaugural poem.

2



NEW THIS WEEK

THE RED BOOK

by James Patterson and David Ellis

The second book in the Black Book thriller series. Chicago detective Billy Harney investigates his own past.

3



9 WEEKS ON THE LIST

THE FOUR WINDS

by Kristin Hannah

As dust storms roll during the Great Depression, Elsa must choose between saving the family and farm or heading West.

Find a Specific Title, Author or Topic with Search



Book Searching Tips

Borrow versus Place Hold

Audiobooks

The screenshot shows two book entries side-by-side. The left entry is for 'A Time for Mercy' by John Grisham, with a 4.5-star rating and 783 reviews. It features a 'Place Hold' button, a 'Read Sample' link, and a 'Tag' link. The right entry is for 'Becoming' by Michelle Obama, with a 4.5-star rating and 6.19K reviews. It features a 'Borrow' button, a 'Play Sample' link, and a 'Tag' link. Below the 'Becoming' entry, there is a red-bordered box containing a speaker icon and the text '19 HOURS'. A red arrow points from a larger red-bordered box labeled 'Audiobook' to this box.

You can browse books that are available now.



Book Searching Tips

1. Count of books and magazines
2. Preferences – search preferences
3. Refine – narrow your search list with preference-like filters
 - Format: book, magazine, audiobook
 - Language
 - Audience: Juvenile, Mature
 - Supports: media format, e.g. Kindle
 - Availability: Anything or Available Now




Borrow & Place a Hold

Find a Book with Search or Browse

1. Borrow
2. Place a Hold

A Time for Mercy · John Grisham
★★★★★ 783



Place Hold

Read Sample

Tag

Becoming · Michelle Obama
★★★★★ 6.19K



Borrow


Play Sample

Tag

19 HOURS



Online: Links.SeniorTechClub.com/SHIFT12



Let's Find Some Books to Read

Don't Forget Magazines

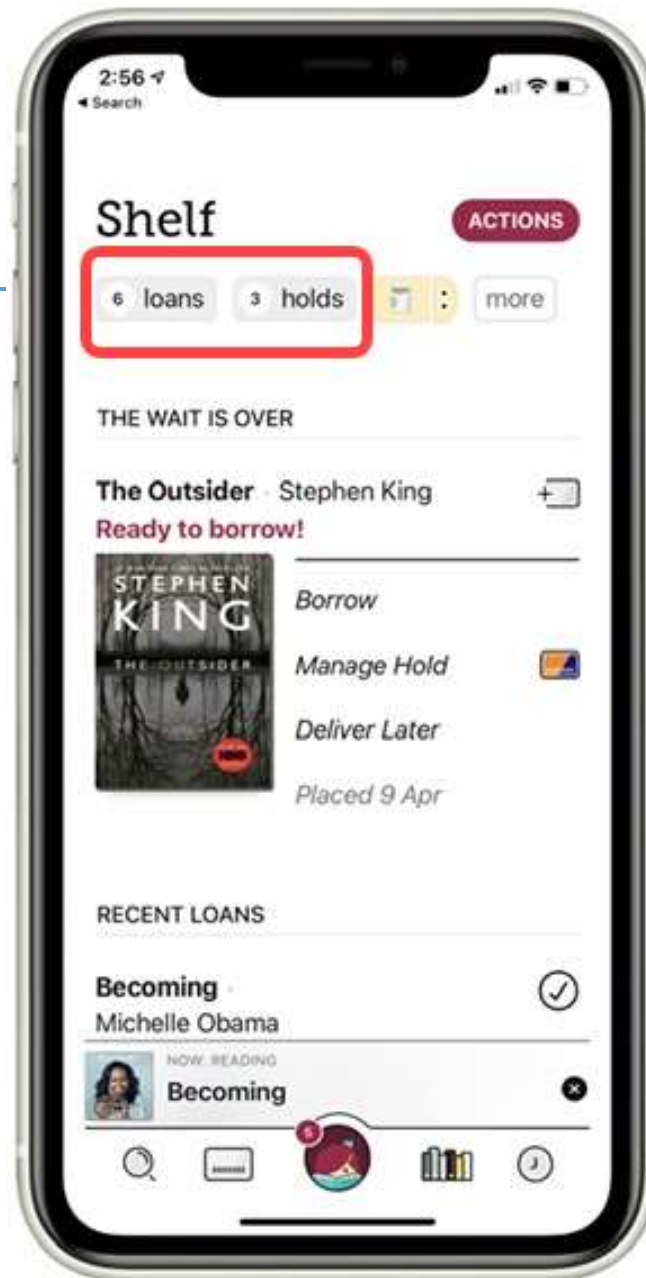


Shelf

Your Shelf: Loans and Holds

- Loans – what you have checked out
- Hold – What you have reserved

Tap item to view/manage



Manage Loans & Holds

Loans

- Return Early
- Renew Loan
- Read with Kindle

Holds

- Deliver Later
- Cancel Hold





Manage Demonstration

Let's Read or Listen

In addition to managing your loans and holds, Libby is a full featured reading and listening app.

Read or listen on computers, smartphones and tablets.



Book: Open in Libby

Reading

- Turn pages with Tap or Swipe

Command Mode

1. Tap Middle of the Screen (toggle)
2. Tap <Back to return to Library or Shelf
3. Font & Background
4. Search in the book
5. Bookmark & Highlight
6. Select a Chapter
7. Check location
8. Scroll through the book



Audiobook – Open in Libby

1. Play/Pause
2. Back 15 seconds
3. Ahead 15 seconds
4. Scroll Through Book
5. Playback speed
6. Sleep Timer
7. Bookmarks & Highlights
8. <Back to Library/Shelf



Libby App

1. What is Libby?
2. Does your local library use OverDrive/Libby?
3. Installing the FREE Libby App from the AppStore
4. Using your Library Card.
5. Finding a Book, Audiobook or Magazine
6. Managing your holds and loans
7. Reading a Book or Magazine
8. Listening to an audiobook





Follow-up Questions?
don@SeniorTechClub.com

More Information & Download
links.SeniorTechClub.com/SHIFT12



Thank You!

Stay Well

Watch your Distance

Wash Your Hands

Get Vaccinated

Keep Learning