

Welcome



Things you Didn't Know your iPhone Could Do by Don Frederiksen

COMMUNITY EDUCATION

FEBRUARY 15, 2021

Zoom Class Instructions

We use Zoom for this online class. The app is free and there is no need to register for a Zoom account.

Install the Zoom app before the class. Click on the Zoom class link you received to install the app when prompted. Use the same link to access the class on October 14.

We recommend that you use the Zoom app on a different computer or device than your iPhone. This will allow you to explore class topics with your iPhone during the class.

Questions? More information is found on our online class page at:

[Links.SeniorTechClub.com/SA44](https://links.seniortechclub.com/SA44)

Or access the page with this QR Code



Today's Mission: Share Nuggets

What's a Nugget?

- Hidden, tricky to find
- Something Small
- Valuable
- A feature of your iPhone



Today's Plan

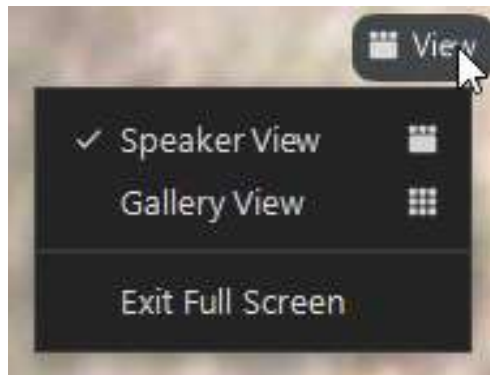


- Have some fun looking for nuggets
- Learn some new capabilities
- Get Show-Off stuff
- Gain Confidence with device

Zoom Setup

Use Zoom Speaker/Active Speaker View

Computer
or laptop



iPad



Our Learning Tools

- Zoom Video Platform
- Slides – Downloadable from class page
- Demonstrations
- Your Questions
 - “Hey Don” or Chat
 - Email: don@SeniorTechClub.com
- Online Class Page at:
Links.SeniorTechClub.com/SA44



Let's Look at our Class Online Page

Access via QR Code



Or type into your
browser:

- Links.SeniorTechClub.com/SA44



Read QR Codes with your iPhone

Hint: Point Camera at QR code and tap on notification message

Class Home Page

QR Code →



Learning & Exploring

- Please explore with me
- Many different iPhones
- IOS 14



Today we'll explore how to:

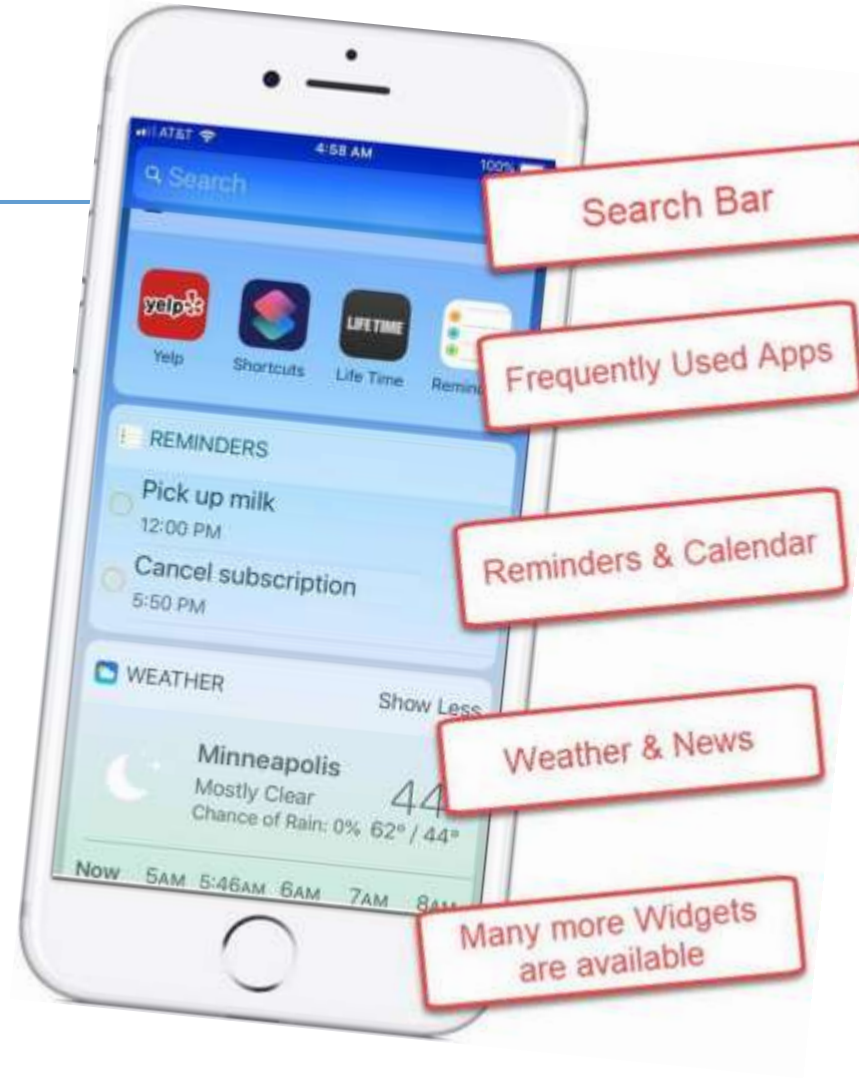
- Scan a QR Code with your Phone
- Use Widgets on the Home screen or Today View
- Using Dark Mode
- The Magic of Long Press
- Using the Magnifier
- Use your iPhone as a Magnifier
- How to enable Do Not Disturb and its options.
- Send text messages with special effects.

Use Widgets

Today View: Swipe Right on the Primary Home Screen

IOS 14: Widgets can be copied to any Home screen

Long Press for Jiggle Mode



Dark Mode



Dark Mode

Nugget N60

- Control in Settings or Control Center
 - Settings
 - Settings, Display & Brightness
 - Put onto schedule – Automatic
 - Control Center
 - Long Press Brightness Control



The Magic of Long Press

Press & Hold
on app icons
to reveal
shortcuts
and other
functions.



Use Favorites to Create a Brag Book

Create a Brag Book using Favorites

View under:

- Albums, Favorites



Use the iPhone Magnifier

Set Up the Magnifier

Launch **Settings** App

Tap **General, Accessibility, Magnifier**

Turn on Magnifier (Green is On)

Launch by pressing Home (iPhone x or later Side)

Button 3 times

Explore – Yellow Slider & Press Shutter to Freeze

IOS 14: New Magnifier App



Do Not Disturb When You Need It - Basic

Turn on
Do Not
Disturb
with
Control
Center



Access the Control Center

With Home Button



Without Home Button



Do Not Disturb When You Need It - Options

Press and Hold
DnD for
Additional
Options



Sending Texts with Special Effects

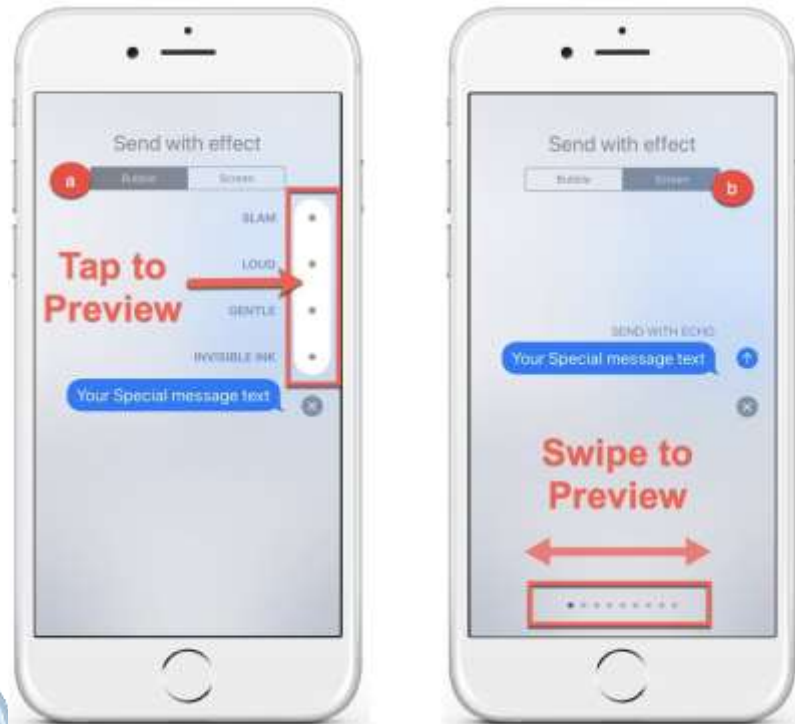
Only works
to other
iPhones

Long Press
the Send icon



Sending Texts with Special Effects

Long Press the Send icon
Bubble Effects or Screen Effects



Today we'll explore how to:

- Use Widgets on the Home screen or Today View
- Using Dark Mode
- The Magic of Long Press
- Using the Magnifier
- Scan a QR Code with your Phone
- Use your iPhone as a Magnifier
- How to enable Do Not Disturb and its options.
- Send text messages with special effects.



After Class

Class Online Page:

- [Links.SeniorTechClub.com/SA44](https://links.seniortechclub.com/SA44)

Email your Question:

- Don@SeniorTechClub.com





Thank You!

Stay Well

Watch your Distance

Wash Your Hands

Keep Learning