



Welcome
Anoka Hennepin
Community
Education

Staying Well- Connected with your iPhone (early draft)

Get updates on our Class Page:
Links.SeniorTechClub.com/AHS3

Your Instructor

Don Frederiksen

- Founder & creator of the Senior Tech Club
- Website: www.SeniorTechClub.com
- Since the pandemic, the lessons available on the site are FREE

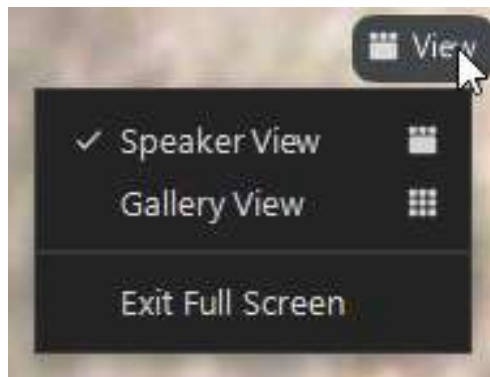
Retired from Corporate IT/Computer role



Zoom Setup

Use Zoom Speaker/Active Speaker View

Computer



iPad



Zoom Setup

Mute – Optionally Camera Off



Staying Connected with your iPhone

A Key Benefit of your iPhone is its ability to help you stay connected with Friends & Family

- Calls
- Video Calls - FaceTime
- Text Messages
- Email



Our Learning Tools

- Zoom Video Platform
- Slides – Downloadable from class page
- Demonstrations
- Your Questions
 - “Hey Don” or Chat
 - Email: don@SeniorTechClub.com
- Online Class Page at:
Links.SeniorTechClub.com/AHS3



Our Class Page

Find our class page at:

- Links.SeniorTechClub.com/AHS3

Purpose of the Class Page

- Relevant Information
- Fill in gaps from the online session
- Participate w/o being online
- Video archive



Learning & Exploring

- Please explore with me
- Many different iPhones



Our Learning Plan

Conference Calls

FaceTime Video Calls

Hands-Free Phone Options

Group Texting

Manage Text Storage

Text Special Effects

Email Attachments

Dictate Messages

Silence Unknown Callers

Block a Caller



Make a Family Conference Call

Merge up to five calls into a conference call

Perfect for planning family events

Conference Call Two Step:

1. Add Call
2. Merge Calls



Making Video Calls with FaceTime

FaceTime work with Apple products
(Others use Skype or Messenger)

Group FaceTime calls

Easy to use

Favorite Call Method: Start with an audio call

“Can we do FaceTime” & press FaceTime icon



MN's Hands-Free Law

Your Options:

- Don't do it – Use Do Not Disturb While Driving
- Get good using Siri
- Use Apple EarPods (one ear)
- Use Bluetooth (car or device)
- Use Apple Car Play (Support from many current vehicles)



Texting & Messaging

Send a Text Message – Review



Group Messages

Multiple Recipients

Simply type multiple names or
press + to select from contacts



Manage Storage from Text Messages

Are Text Messages taking a lot of your iPhone storage?

Launch **Settings**

Tap **General, iPhone Storage.**



Automatically Delete Old Messages

1. Launch the **Settings app** on your iPhone or iPad.
2. Scroll down to tap on **Messages**.
3. Scroll down to the MESSAGE HISTORY section and tap on **Keep Messages**
4. Tap 1 year to place a check mark on that setting. A message will appear informing you that older messages will be deleted.
5. Tap **Delete** to confirm.



Recipe #403 Send Messages with Special Effects

Animation added to Standard messages

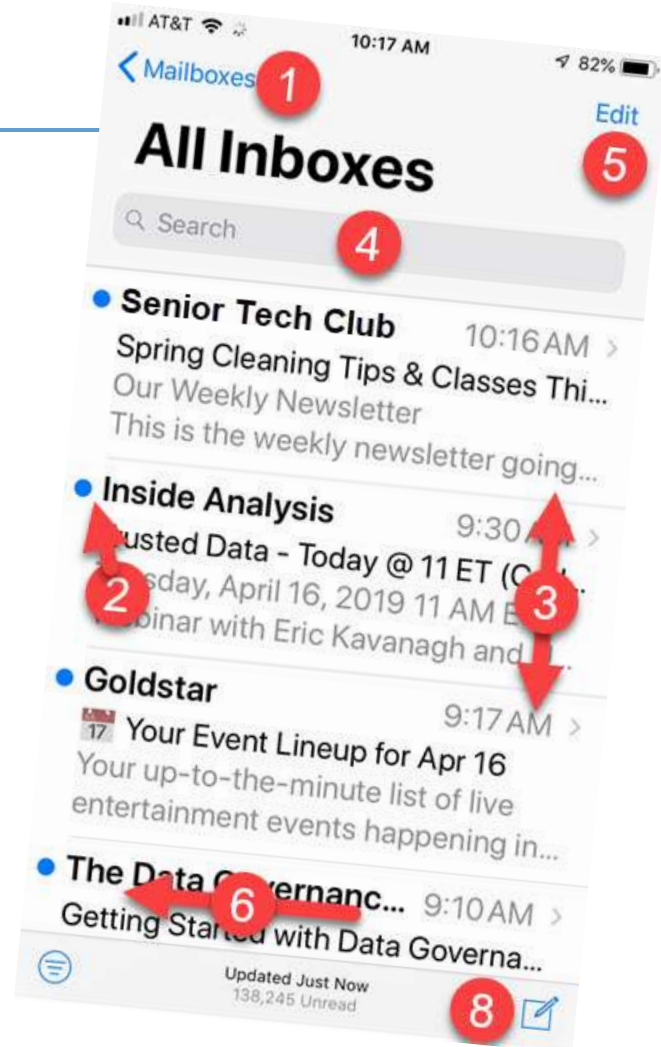
- Happy Birthday, Happy New Year, Congrats

Add Custom Animation to messages from other iPhone Users

- Type Message
- Press and Hold Send button
- Choose Bubble or Screen
- Press Send

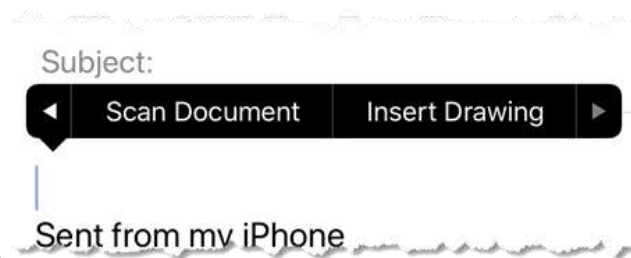
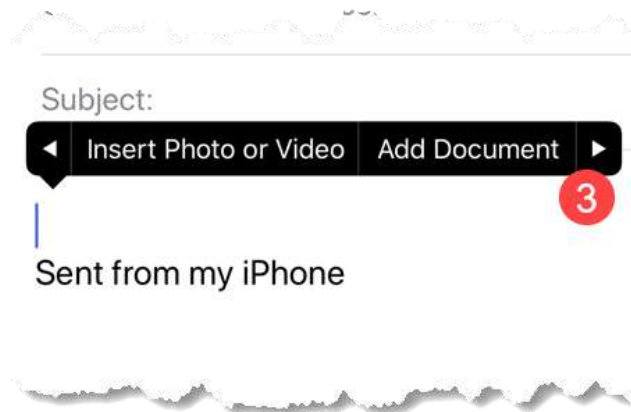


Send & Receive Email



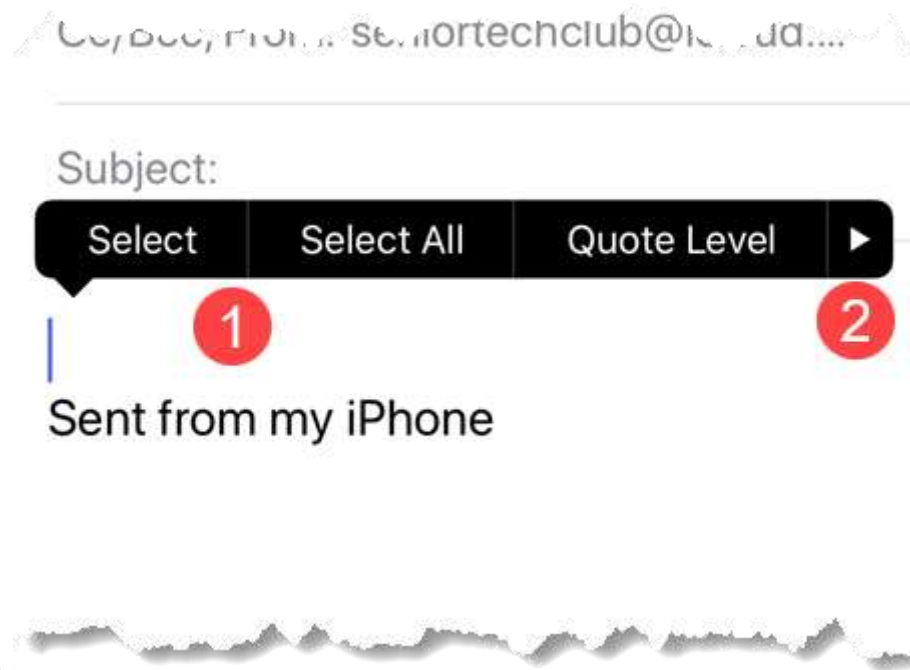
Add Attachments to Emails

3. Tap Arrow for More



Add Attachment to Emails

1. Double Tap in the Message you are creating
2. Tap Arrow for More



The Best Typing Tip for Long Messages

Don't Type At All



Dictate text.

Tap the microphone key

Speak

Tap **Done**

Add punctuation by saying Period,
Question Mark, or Exclamation Mark.

Also say New Line, New Paragraph, All
Caps On



Practice Script for Email

Hi Sally **Comma New Paragraph**

It was good to talk to you today **Period New Paragraph**

Wow **Exclamation Mark** I can't believe you won the PowerBall lottery **Exclamation Mark New Paragraph**

Did you say 200 million dollars **question mark New Paragraph**

Your Best Friend Forever **comma new paragraph**

[Your name]



Silence Unknown Callers



Silence Unknown Callers

- Do NOT answer call from Unknown Callers
- What is Silence Unknown Callers
- Works best when your peeps are in Contacts
- Setup
 - Settings, Phone, Silence Unknown Callers



Silence Unknown Callers

- If Used:
 - Remember when you ask new people to call.
 - Leave a message asking for a return call.





ing Well-Connected

Experiment &
Explore beyond
the phone call



Our Learning Plan

Conference Calls

FaceTime Video Calls

Hands-Free Phone Options

Group Texting

Manage Text Storage

Text Special Effects

Email Attachments

Dictate Messages

Silence Unknown Callers

Block a Caller





Follow-up Questions?
don@SeniorTechClub.com

More Information & Download
links.SeniorTechClub.com/AHS3



Thank You!

Stay Well

Watch your Distance

Wash Your Hands

Keep Learning