

Welcome



Senior Tech Tuesday

Get More from the Control Center

by Don Frederiksen

DECEMBER 15, 2020

Today's Theme

Control Center



How do you use the Control Center?



Control Center

Our Learning Tools

- Zoom and Screen Share
- Slides – Downloadable from class page
- Demonstrations
- Your Questions
 - “Hey Don” or Chat
- Online Class Page at:
[Links.SeniorTechClub.com/STT9](https://links.seniortechclub.com/STT9)

Upcoming Senior Tech Tuesdays

Session	Date
Senior Tech Tuesday #9 Do More with the Control Center	12/15/20
NO Sessions for 12/22, 12/29 & 1/5	
Senior Tech Tuesday #10 – 14 Photography Series	1/12/2021 to 2/9/2021

Register for a new Zoom link in January!

Today's Exploration

- Getting the Most from the Control Center
 - What is the Control Center
 - Access the Control Center
 - A Tour of my Favorites
 - Customize the Control Center

What is the Control Center?

- Instant Access to Things you Do Most
- Access from any App or Screen



How to Access the Control Center

Two Methods Depending on your iPhone or iPad

- iPhone with a Home button (iPhone 6,7,8 & SE)
- iPhone without a Home button (iPhone X or 11) also current iPads

Access with a Home Button



Access with a Home Button

Swipe Up from the bottom of the screen

- Place your finger to the right of the Home button
- Slide Up

Press the Home button to Close

Access without a Home Button



Access without a Home Button

Swipe Down from the top-right corner of the screen

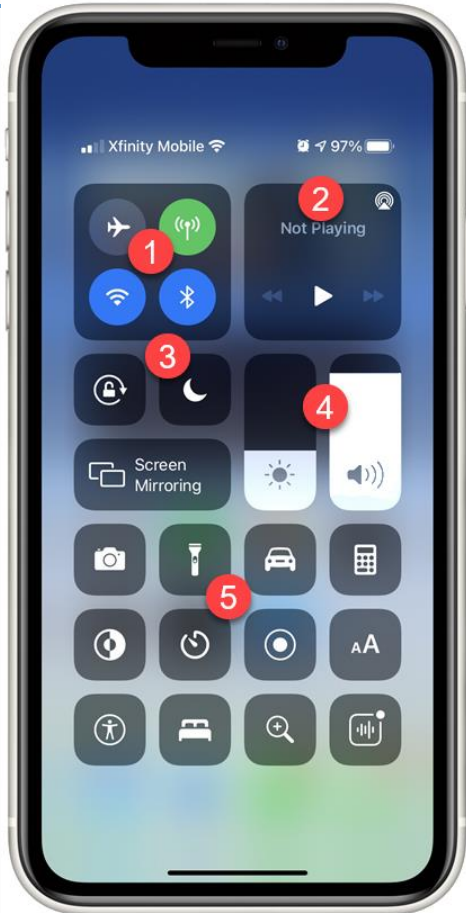
- Place your finger on the battery icon
- Slide Down

Tap the Screen or Swipe Up from the bottom to return to Home screen

Tour of the Control Center

Top Five Handiest Functions of the Control Center

Don's Favorites Tour

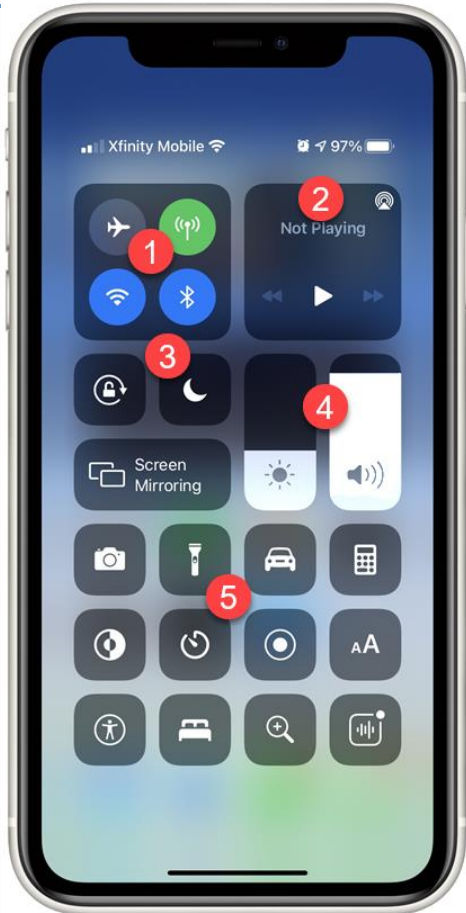


Long Press Surprise

Most icons in the
Control Center Provide
More Actions with a
Long Press.

e.g. Camera

Don's Favorites Tour



Don's Favorites

1. Long Press for Connection Shortcuts
 - WiFi – Connect
 - Air Drop
 - Turn off Bluetooth
2. Pause Anything that is Playing
3. Do Not Disturb – Long Press Options
4. Brightness and Volume
5. Custom Icons
 - Flashlight
 - Calculator
 - Dark Mode
 - Text Size




Customize Control Center



Customize Control Center

Tap Settings, Control Center

Tap Customize Controls

- Tap add  to add controls
- Tap Remove  to Remove a Control
- Drag three lines  to Rearrange


What we learned

- Getting More from the Control Center
 - What is the Control Center
 - Access the Control Center
 - A Tour of the Control Center
 - Customize the Control Center
- What's Next – January 12 Photography Series

Smart Recommendations

Pick Your Own Favorite Control Panel Functions





Follow-up Questions?
don@SeniorTechClub.com

More Information & Download
links.SeniorTechClub.com/STT9



Stay Well
Stay Home
Wash Your Hands
Mask Up
Keep Learning