

Welcome



# Senior Tech Tuesday

## What's New

### IOS 14 Part 1

by Don Frederiksen

---

#1

OCTOBER 20, 2020

# Don, where have you been?

---

Last Spring I suspended sales at the SeniorTechClub.com website. All lessons and pages are now FREE.

I conducted 16 FREE online LIVE training session in April & May

[Links.SeniorTechClub.com/LIVE](https://Links.SeniorTechClub.com/LIVE)

AmeriCorps Service – How I spent my Summer Vacation

# Back to School

---

Training classes for my Training Partners

- Four session for three partners this week. \$0

Senior Tech Tuesdays

Email & Social Media

Personal Coaching \$

**Please invite your friends to our learning programs**

# Upcoming Senior Tech Tuesdays

---

Every Tuesday at 10 AM

---

IOS 14 New Apps and Notable App Updates	10/27/20
--	----------

---

IOS 14 Hidden Nuggets	11/3/20
-----------------------	---------

Recurring Zoom Meeting: Use the same Zoom link for October & November

# Today's Objective

---

Understand the Home  
screen customization  
options of IOS 14

# Our Learning Tools

---

- Zoom and Screen Share
- Slides – Downloadable from class page
- Demonstrations from my iPhone 11
- Your Questions
  - “Hey Don” or Chat
- Online Class Page at:  
[Links.SeniorTechClub.com/STT1](https://links.seniortechclub.com/STT1)

# Let's Describe and Demonstrate our Class Online Page

---

Type into your browser:

- [Links.SeniorTechClub.com/SHIFT7](https://Links.SeniorTechClub.com/SHIFT7)

- Slides for download
- Related lessons
- Sign-up for email
  - Get notifications of events and classes plus tips

# What will we explore

---

Three primary agenda topics:

## 1. Definitions

- Widgets – Smart Stack
- App Library – Today View

## 2. Six Design Actions .....

...Do you know that you can do this?

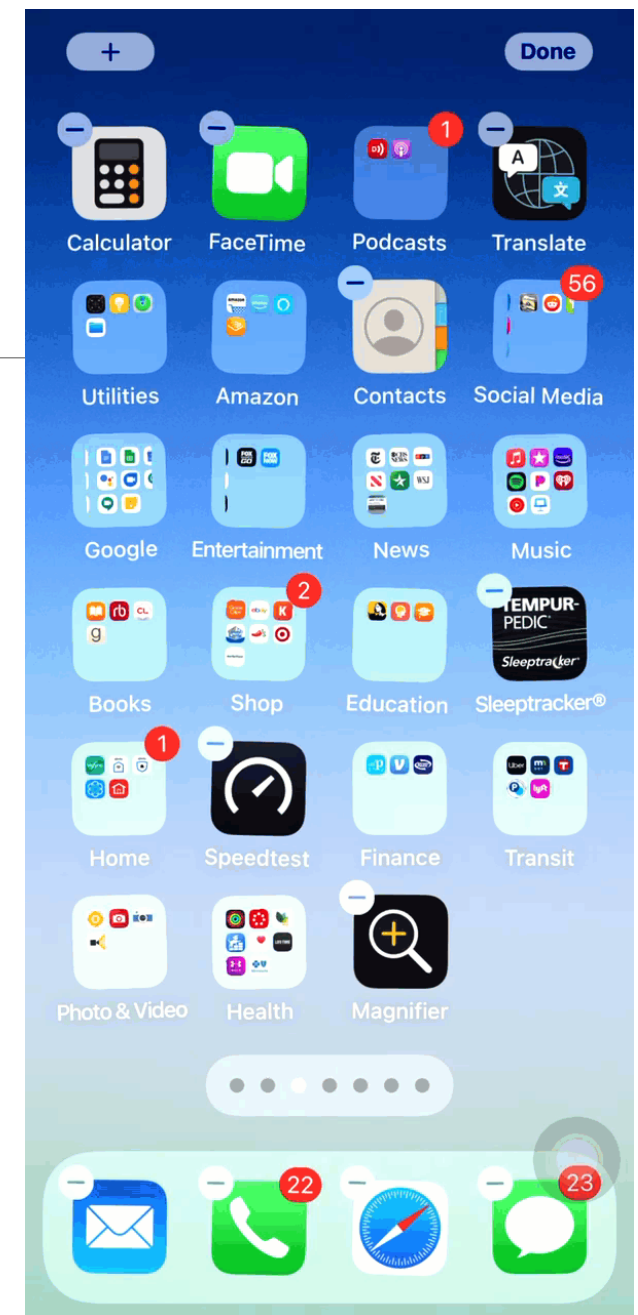


# The One Mandatory Skill

For everything we want to change on your Home Screen.

You will need to put your device into:

## Jiggle Mode



# Old vs New

Old:

Long Press  
directly on App  
icon.

Multiple  
Options



New for IOS 14

Long Press on a  
blank part of  
the screen

Goes directly in  
design mode

# Definitions

---

- Widget
- Today View
- Smart Stack
- App Library

## Live Demonstration

# Widgets

---

**Widgets** show you information and provide access to your favorite apps.

Use Widgets on any Home Screen to provide a snapshot of activities, news headlines, weather and more.

Widgets were previously available on the Today View.

Tap a Widget to access the underlying app.  
Eliminates need for an app icon.



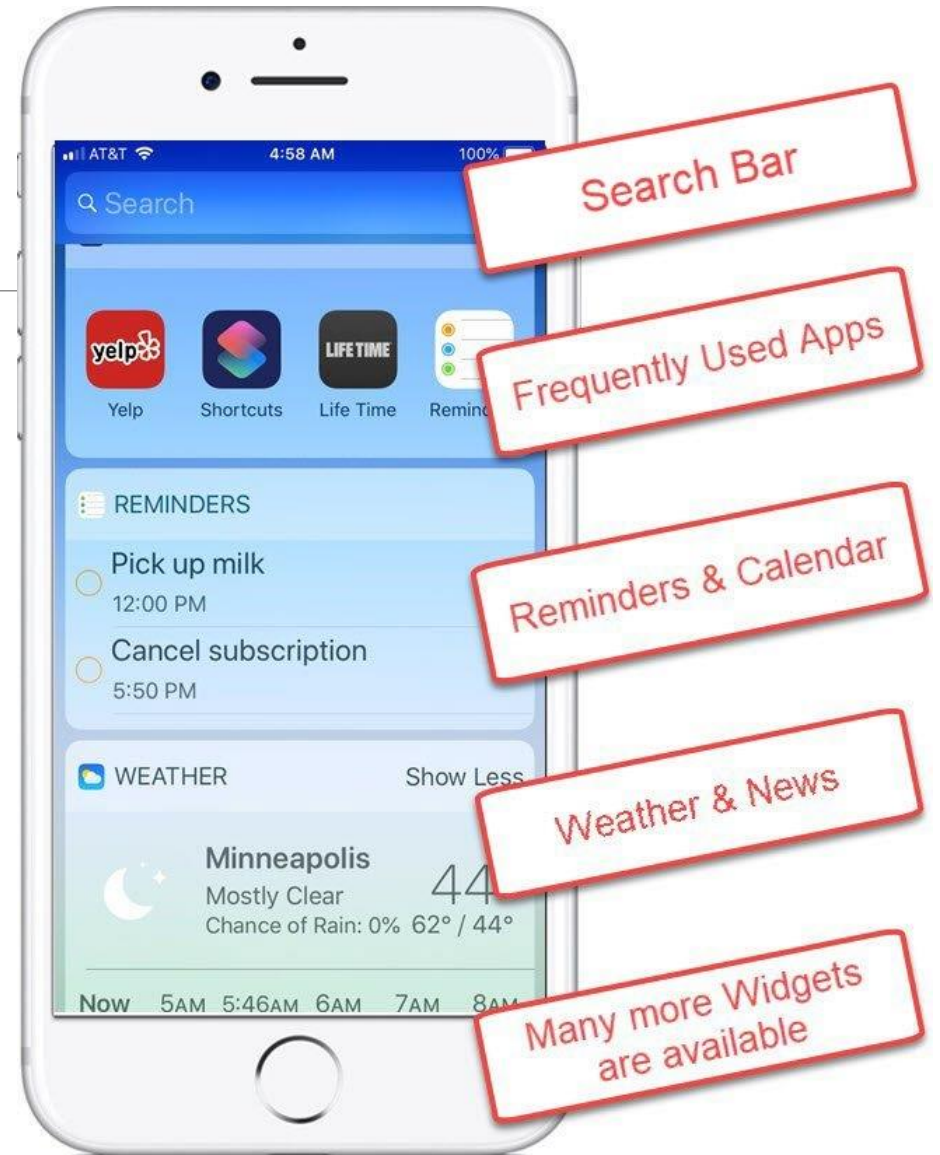
# Today View

**Today View** is a screen of information accessed from your Home screen that gives you a glimpse of your day and access to the things you do most often.

The daily glimpse might include your schedule, recent messages, weather, news headlines and more.

Swipe Right from your first Home Screen

Can be displayed on a locked iPhone

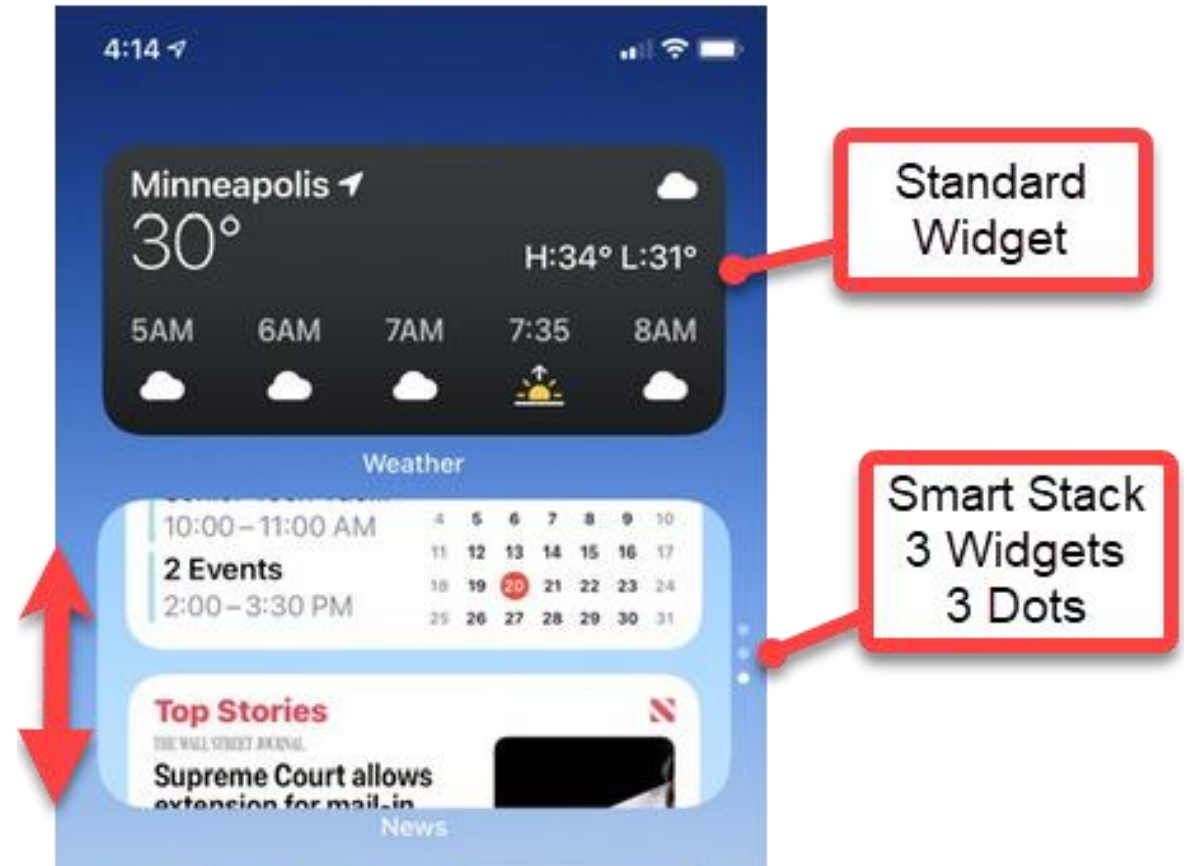


# Smart Stack

A widget called a **Smart Stack** (one that has dots next to it) is a set or “stack” of multiple widgets

You can add a Smart Stack to the Home Screen, then swipe through it to see the widgets it contains.

More widgets in less space!





# App Library

The **App Library** is a catalog of your apps.


Found at the end of your Home Screen pages. Swipe right.

Organizes all **apps** into one simple, easy-to-navigate view.

Cannot currently be reorganized. Still have folders on Home screen.

Search Bar – tap on the search bar to get an alphabetic list of apps.

1. An app doesn't require an icon on a Home screen.
2. Removing an app from the app library deletes the app from your device.



# Six Design Actions

---

1. Jiggle/Design Mode
2. Delete icons from a Home Screen & Today View
3. Add a Widget to a Home Screen
4. Add a Smart Stack to a Home Screen
5. Install new apps only to App Library
6. Hide a Home Screen



# Jiggle/Design Mode

---

Long Press on a Blank part of the screen.

Move icons to new location or different screen.

- Change icons in the Dock

Create Folders by dropping one icon on top of another

+ (upper left) to add a widget

Tap Done (upper right) to end Jiggle mode.

# Delete Icons from Home Screen

---

Jiggle Mode

Tap – (minus) on upper left of app icon.

Delete App – removes app and data

Move to App Library – leaves app on device but icon is in the App Library

An app that you don't use very often doesn't need an icon on your Home screen

# Add a Widget to the Home Screen

---

Jiggle Mode

Tap + (plus) add on upper left.

Browse or Search to find a widget.

Tap the desired Widget

Choose desired size and element (dots below display)

- Swipe left or right.

Tap **Add Widget** to place on Home Screen

Tap Done to leave Jiggle mode

# Working with Widgets

---

## Delete or Move a Widget

- Jiggle Mode
- Tap - add on upper left to delete
- Drag to Move

## Edit a Widget ( only a few offer edit)

- Long Press on the Widget

# Add a Smart Stack to the Home Screen

---

## Jiggle Mode

- Tap + (plus) add on upper left.
- Choose Smart Stack
- Swipe to Choose Size
- Add Widget

An assortment of widgets are selected for your Smart Stack

# Edit a Smart Stack

---

## Long Press on Widget

- Choose Edit Stack
- Reorder by dragging grid icon up or down
- Turn on Smart Rotate (device shows relevant widgets throughout the day)
- Delete a widget by Swiping Left – Tap Delete

## Add another Widget

- Add new widget to Home Screen
- Jiggle Mode
- Drag new widget to Smart Stack

# Install New Apps Only to the App Library

---

Option when downloading a new app to  
only place in the App Library

Tap Settings App

Tap Home Screen

Indicate **App Library Only**

# Hide a Home Screen

---

With Widgets, Smart Stacks, Folder and that an app doesn't require an icon on a Home screen...

How many Home Screens do you need?

## Jiggle Mode

- Taps Dots of bottom of Home Screen
- Uncheck Home Screens you wish to Hide
- Tap Done



# Home Screen Design Principles

---

1. Most Frequently Used Apps in the Dock
2. Place 1 or 2 key Widgets or Smart Stack on Home Screen #1.
  - It might be the time, the weather, calendar, to-do or even sports scores or stock market information. Your choice is not permanent. You may try several over time.
3. Place Several Informative Widgets on Today View
  - Consider making available from locked iPhone
4. Fill Home Screen 1 with other frequently used apps
5. Apps that you don't use very often:
  - Organize into folders
  - Move to later Home Screen
  - Consider whether you require a Home Screen icon

# My Design Thinking

---

I'm obsessed with the weather


My Apple Watch Activity Rings  
motivate me

Smart Stacks allows me to display  
photos, calendar & news

I search Google a lot → Screen 2  
Widget

Screen 2 Other App that I use regularly

I guarantee that this will change over  
time



# Questions?

---

# Follow-Up Questions

---

Send an email to: [Don@SeniorTechClub.com](mailto:Don@SeniorTechClub.com)

# Upcoming Senior Tech Tuesdays

---

Every Tuesday at 10 AM

---

IOS 14 New Apps and Notable App Updates	10/27/20
--	----------

---

IOS 14 Hidden Nuggets	11/3/20
-----------------------	---------

Recurring Zoom Meeting: Use the same Zoom link for October & November