


Welcome to Senior Tech Club LIVE!

Please Standby!
We will begin at 10 AM CDT

With Don Frederiksen



Welcome to Senior Tech Club LIVE!

With Don Frederiksen
www.SeniorTechClub.com

Today's LIVE! Focus

- Introduction

- What is FaceTime?



- What you will learn today


- Sharing Ideas for Using FaceTime
 - Make and Receive FaceTime Calls
 - Use Controls During the FaceTime Call
 - Make a Group FaceTime Call
 - Identify useful accessories

- How to Learn More

- What's Next

Housekeeping & Rules

- Pretend that we are sitting around the kitchen table.
- I Cannot See You!!
- I Cannot Hear You!!
- Questions & Comments
 - Chat at the YouTube Site
 - Send me a text – 612-930-2226
 - Follow-up Question Email:
questions@SeniorTechClub.com



Questions: Text to: 612-930-2226 or YouTube Chat

Why FaceTime?

- It's installed and quick to use
 - One Review of Video Calling Tools ⁺
- Video Conferencing Primary Tool for Staying Connected M-19

Anyone who has an iPhone can connect via FaceTime, which is probably the easiest video conferencing app out there to use. (It's so simple, even your grandma—or your toddler niece—can figure it out!).

- RealSimple.com

Some FaceTime Ideas

FaceTime Instead of Phone

FaceTime Happy Hour

FaceTime Meals

Read Books to your Grandkids

Share time in the kitchen

Play a Board Game with FaceTime

Please share your ideas too!

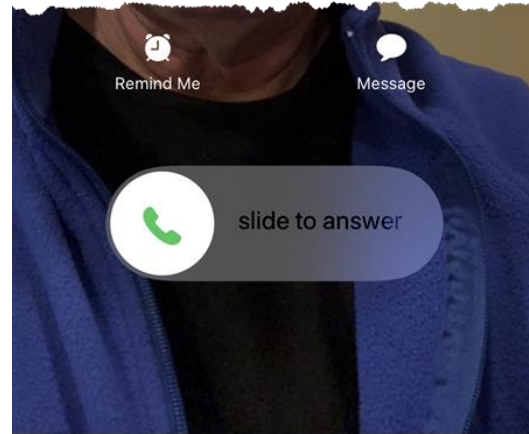
FaceTime App



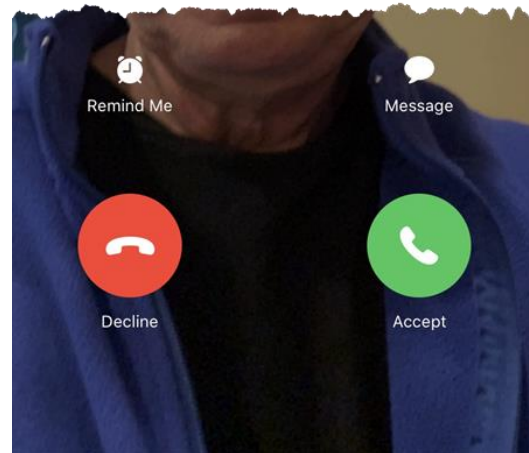
Receive a FaceTime Call

Camera Image

Locked Screen




Unlocked Screen



Make a FaceTime Call

Three Approaches

1. FaceTime App
2. Contacts App
3. From a Regular Phone Call (highly recommended)

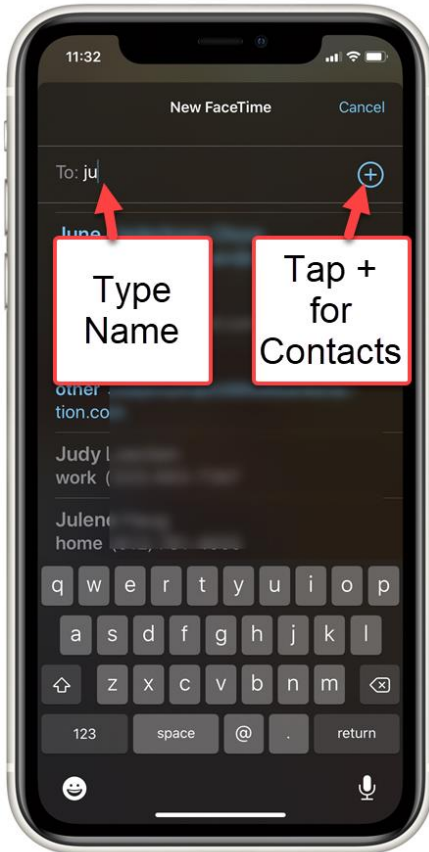


Make FaceTime Call in FaceTime App

1. Launch FaceTime app



Make FaceTime Call in FaceTime App



Make a FaceTime Call from Contact Screen

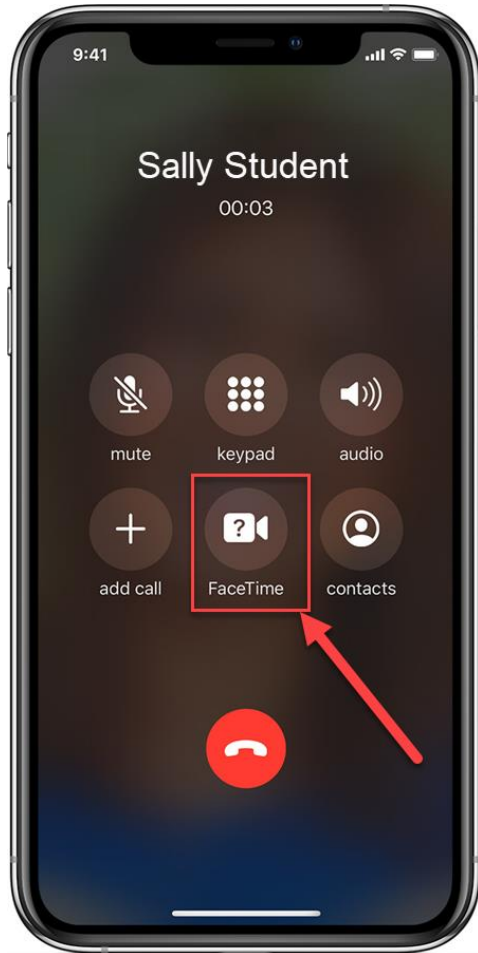


Make a FaceTime Call from Contact Screen

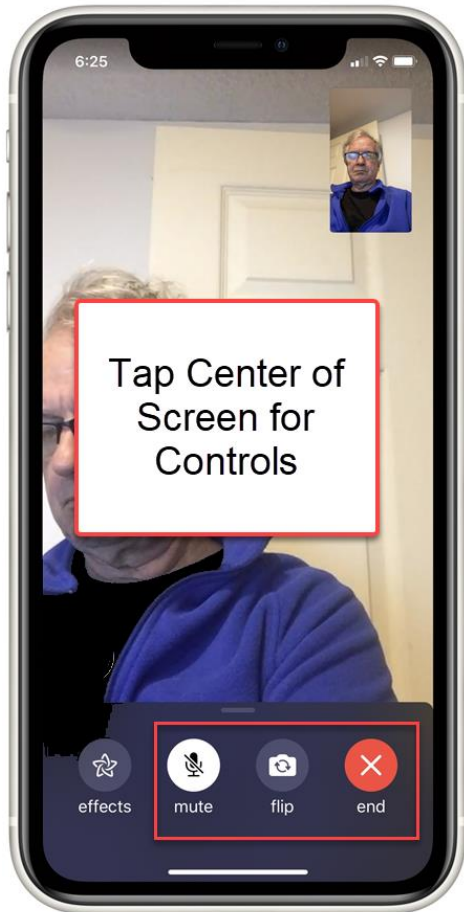


No FaceTime icon

Make a FaceTime Call from Phone Call



During the Call



Group FaceTime Calls

iPhone 6s or later or newer iPad later with IOS 12.1.4 or later

Calls with up to 32 people

Person talking automatically gets focus



Starting a Group FaceTime Call

From FaceTime app

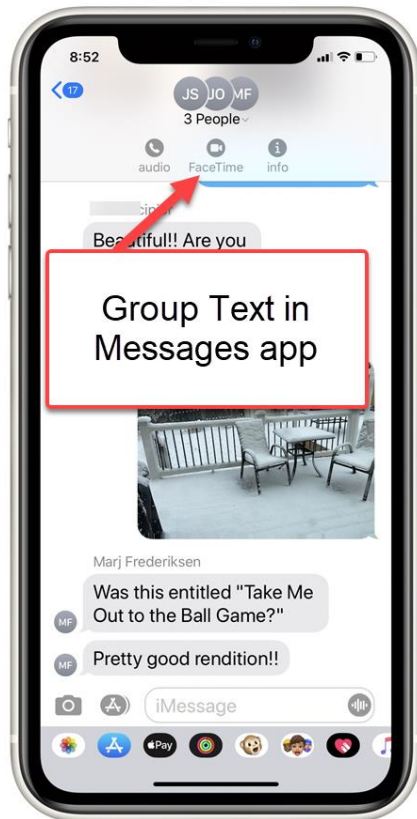
Tap + add button in the upper right

To: Type multiple names



Starting a Group FaceTime Call

From Group Text



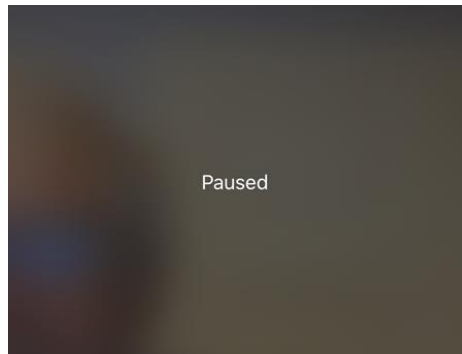
Troubleshooting if FaceTime Doesn't Work

FaceTime needs to be
enabled in Settings,
FaceTime



Troubleshooting

FaceTime needs to be the app in Focus



Useful Accessories

Small Tripod

Smartphone adapter


Photography Tripod

Summary


What did you learn?

- Make and answer a FaceTime call
- Actions during the call
- How to make a Group Call
- Let the Ideas Continue.

Send Text or Email with how you have used FaceTime




Questions: Text to: 612-930-2226 or YouTube Chat



Follow-up Questions?
questions@SeniorTechClub.com

More Information & Download
links.SeniorTechClub.com/LIVE2




Next Online Session

Thursday 4/16 10 AM CDT

Topic: Phone Conference Calls

Future Session Information

links.SeniorTechClub.com/LIVE



Thank You!

Stay Well

Stay at Home

Wash Your Hands

Keep Learning