

iPhone Fun with Fundamentals #1

Senior Tech Tuesday Academy #1

October 12, 2021 10 AM CDT

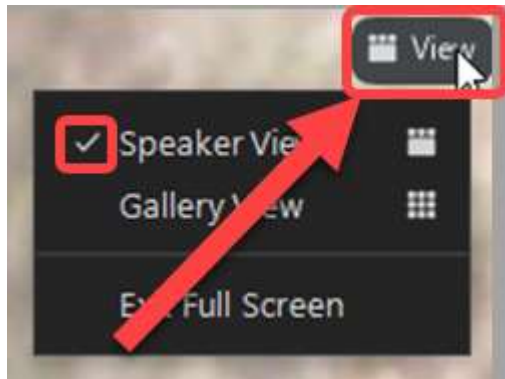
Don Frederiksen



Zoom Setup – GO Big!!


Use Speaker/Active Speaker View

Computer
or laptop



iPad





ACADEMY

Be Always Learning


Senior Tech Tuesday Fun with Fundamentals #1

Working Your iPhone
(Your Questions & SOS)

A small version of the Senior Tech Club logo, featuring the text "Senior Tech Club" in white on a blue circular background.

Senior
Tech
Club

October 12, 2021



ACADEMY

Be Always Learning

Next Week Senior Tech Tuesday
Fun with Fundamentals #2

Gestures & Typing

October 19, 2021



Our Learning Tools

- Zoom – Go Big
- Your Questions
 - “Hey Don” or Chat
 - Email: don@SeniorTechClub.com
- Online Class Page at:
Links.SeniorTechClub.com/STT26



The Tuesday Plan

- ✓ Academy Principles & Approach
- ✓ Mission Topic: Emergency SOS
- ✓ Your Questions
- ✓ Remaining Time: Side/Home
Button Functions



Academy Principles

- Lifelong/Continuous Learning is Good for You
- Everyone has different learning needs
- Learning is more than just Tuesdays
- SeniorTechClub.com is an extensive resource



Academy Principles

- Most of Us Learned in Classes
 1. Lectures
 2. Homework

- Academy - Flipped Classroom
 1. Homework/Lessons First
 2. Senior Tech Tuesday



Senior Tech Tuesdays

Nooooo Lectures

Brief Mission Topic – e.g.
Emergency SOS

Your Questions



How to Ask a Tuesday Question

Preferred – Submit a Comment or Question at the bottom of each lesson - Anytime

Tuesday – Hey Don

Email: don@seniortechclub.com

Online: links.SeniorTechClub.com/FunFun



Next Week's Lessons

Gestures and Typing

- [iPhone Touchscreen Basics](#)
- [iPhone Typing Tips](#)
- [Dictate Text Instead of Typing – Great for those small keyboards!](#)

Post those Questions Before Tuesday



Login Tip – Remember Me



Login Sign Up

USERNAME / EMAIL

PASSWORD

Remember me [Forgot Password?](#)

SIGN IN

A red arrow points from the top right towards the "Remember me" checkbox, which is highlighted with a red rectangular border.

Online: links.SeniorTechClub.com/FunFun



Mission Topic – Emergency SOS

Newer iPhones - Squeeze your iPhone (Press Side + Volume Button) to call 911

All iPhones – Press Side 5 times

Don't do it yet, let's study first

Online: links.SeniorTechClub.com/FunFun

Emergency SOS - Settings

Settings App

Tap Emergency SOS

Information on Top

Two Options

Call with Side Button (5 times)

Auto Call (911 Call without a slide)



For Testing

Don't Make an Accidental 911 Call

Testing Process

1. Squeeze your iPhone (Side+Volume)
2. See the Countdown (Red Dot)
3. Hear the Alert
4. Release the Squeeze before the call
5. Enter Passcode to Unlock



Emergency SOS

1. Check Settings to learn how it works on your iPhone
2. Practice, Practice, Practice (without making the call)





Your
Questions

Online

Comment on accessing the Magnifier in the Control Center



Beth on October 11, 2021 at 8:27 pm (Edit)

Love the magnifier !

REPLY



Don Frederiksen on October 12, 2021 at 8:01 am (Edit)

Yes, You can place the magnifier on the Control Center. I actually use the Accessibility Shortcut and tapping the side button three times. Or you can place the Magnifier Icon on the Home Screen. You can learn about all of the options in How to Use the iPhone Magnifier

REPLY





Hey Don Questions

If there is Time

Multiple Uses of the Side Button & Home button

- Lesson Resource: Tour of your iPhone





Follow-up Questions?
don@SeniorTechClub.com

More Information & Download
links.SeniorTechClub.com/FunFun



Thank You!

Stay Well
Watch your Distance
Get Vaccinated
Meditate
Keep Learning